

Criminal Court of the City of New York

Annual Report 2015

Hon. Melissa C. Jackson
Administrative Judge

Justin A. Barry
Chief Clerk



CRIMINAL COURT OF THE CITY OF NEW YORK

2015 ANNUAL REPORT

Published June 2016

This Report was published by the Office of the Chief Clerk of New York City Criminal Court.

Editor

Justin Barry, Esq.

Writer

Lisa Lindsay, Esq.

Contributors

Tara Begley

Darren Edwards

Carolyn Cardoret

TABLE OF CONTENTS

Page

INTRODUCTION

Welcome—Administrative Judge Melissa C. Jackson

4

Introduction—Chief Clerk Justin Barry

5

New York City Criminal Court Judges

6

Calendar Year 2015—Executive Summary

7

NYC Criminal Court 2015 By the Numbers

7

Courthouse Locations

8

NYC Criminal Court Jurisdiction

9

Organizational Structure of NYC Criminal Court

11

Criminal Court Caseload—A 10 Year Overview

11

COURT OPERATIONS

Summary Information

Combined Filings

13

Calendared Cases

14

Dockets Pending

15

Dispositions

17

Arraignments

18

Arraignment Parts

18

Arraignment Sessions

19

Arrest to Arraignment—The Process

20

DAT/On-Line Arraignments

21

Arraignments—Types of Charges

24



	Page
Arrest to Arraignment - Flowchart	27
Arraignment Dispositions	28
Most Frequently Charged Offenses At Arraignment	29
Citywide Summons Operation	31
Summonses - Revenue	31
Summonses - From Ticket to Hearing	32
Summonses - Filings, Docketing and Arraignment	33
Summonses - Trials	34
Most Frequently Charged Summons Offenses 2015	35
Plea By Mail	36
Pre-Trial All-Purpose Parts	37
Felony Waiver Parts	42
Domestic Violence Courts	47
Trial Parts	48
Trial Verdicts	48
Pre-Trial Hearings	51
Community Courts	53
Red Hook Community Justice Center	53
Midtown Community Court	53
Central Administration	55
Criminal Court Revenue	56
Criminal Court Disbursements	57

This report discusses online arrest/Desk Appearance Ticket (DAT) and summons arraignments and filings. Online arrest/DAT refers to those cases that are filed with the court subsequent to an arrest by a law enforcement officer and the filing of a formal complaint. With online arrest/DAT cases, the defendant is typically detained either at a local police precinct or central booking while fingerprints are taken and a criminal history report returned. Online arrest defendants are held until seen by a judge. DAT defendants are released after printing, at the discretion

of law enforcement, and given a notice to appear in court on a future date. Unless indicated, this report groups these two types of cases together into one category.

Summons cases are started when a law enforcement officer issues an appearance ticket to a defendant with instructions to report to court on a certain date. Typically, the defendant is not detained prior to release and no fingerprints are taken. A complaint is then filed with the Criminal Court to commence the case.



Welcome – Administrative Judge Melissa C. Jackson

Since 2004, this Annual Report has given a needed overview of the work of New York City Criminal Court. It is critically important in a busy Court such as ours to review and analyze our case processing. All of the numbers presented in these pages for the year are similar to ones that we pore over every week to determine whether our resources are allocated appropriately; whether adjustments need to be made in the way that we adjudicate cases; and whether we are meeting our obligations to fairly and efficiently provide justice to the residents of this City.

The statistics and analysis provided in these pages are also cited by a wide variety of governmental, academic and media entities as part of their studies or reports on criminal justice trends and legislation. While certainly not fodder for the NY Times bestseller list, based on the many requests that we get at the beginning of each year, this report is certainly well-circulated and well-read in certain quarters and it has proven its worth over and over again.

What I think sometimes gets lost in our discussion of these statistics and trends are the people behind all the numbers. Behind every one of the 610,087 arraignments listed in this report is a court clerk that docketed the case and created the calendar; a court officer that provided security and called the case into the record; a court reporter that recorded the proceeding; a court interpreter that translated the appearance for a non-English-speaking defendant; a data recording assistant who entered the appearance in our database; a technician that installed and fixed the computers that our arraignment staff relies on; and, relying on the support of all of this staff, a judge who adjudicated the case.

To be able to efficiently and fairly handle well over a million calendar appearances each year requires an extraordinary amount of diligence and professionalism from all of our judges and staff, some of whom, like our court attorneys, clerks office staff, problem-solving court clinical staff, secretaries and central services staff work behind



Hon. Melissa C. Jackson
Administrative Judge
New York City Criminal Court

the scenes.

It is not just the ability to “handle” a million cases that is so impressive, though. It is the way that our judges and staff provide each case the individual attention and expertise necessary to provide Justice—Justice to the defendant, the prosecution and, most importantly, the people of this great City.

- Melissa C. Jackson



Introduction – Chief Clerk Justin Barry

This past year and 2016 mark a significant milestone for case processing in New York City Criminal Court. At the risk of delving too far into the technical and case processing weeds, it is big news that Criminal Court has started the transition to a new case processing system—Universal Case Management System or UCMS.

Over the last forty years little has changed in the way that our staff records, communicates and takes action on Court directives. The judge takes action in the courtroom, that action is written down by clerks with paper and pencil, orders are filled in by hand and distributed in hard copy, and the clerks' notes are entered into a old style database by staff in a back office. Some information is transmitted electronically but some still gets sent by courier or mail and it can take a week or two for the information to get to the agency that needs to act on it ... that is if the agency can read the handwritten copy they received.

With UCMS, set to roll out first in Queens, the Court will enter the judge's orders and directives in the courtroom—in "real time;" create orders that can be printed, emailed or transmitted electronically; and move data quickly to the agencies that need the information.

Keep in mind that judges' orders have to be communicated to a wide variety of agencies to be implemented and enforced. To name just a few, orders of protection need to go to the police; suspensions and revocations of licenses need to go to the Department of Motor Vehicles; jail sentences need to go to Department of Correction; and convictions need to go to Division of Criminal Justice Services.

This new system and, just importantly, our new process for entering the information in the courtroom holds the promise of faster and more accurate communication with all these agencies. In the not too distant future, an order of protection executed by a Criminal Court judge will be communicated electronically to a cop on the street within a manner of minutes rather than weeks.



Justin Barry
Chief Clerk VII
New York City Criminal Court

This system is already in use in many counties upstate. To roll out UCMS in New York City, though, will take countless hours of planning, near constant modifications to the system by our technology department and seemingly endless training sessions for our staff.

The end result will be worth the effort, however, enabling the Court to quickly and efficiently communicate with our criminal justice partners.

- Justin Barry



2015 New York City Criminal Court

Hon. Melissa C. Jackson, Administrative Judge
Hon. Alexander Jeong, Deputy Administrative Judge

BRONX	KINGS	NEW YORK	QUEENS	RICHMOND	ARRAIGNMENTS
Hon. William McGuire Supervising Judge	Hon. Michael Yavinsky Supervising Judge	Hon. Tamiko Amaker Supervising Judge	Hon. Deborah Stevens Modica Supervising Judge	Hon. Alan Meyer Supervising Judge	Hon. George A. Grasso Supervising Judge
Criminal Court Judges	Criminal Court Judges	Criminal Court Judges	Criminal Court Judges	Criminal Court Judges	
Hon. Laurence Busching	Hon. Stephen Antignani	Hon. Abena Darkeh	Hon. Michelle Armstrong	Hon. Raymond Rodriguez	
Hon. Steven Hornstein	Hon. C. Daniels DePeyster	Hon. Gilbert Hong	Hon. Bruna DiBiase		
Hon. Julio Rodriguez III	Hon. Curtis Farber	Hon. Kevin McGrath	Hon. Ernest Hart		
	Hon. John Hecht	Hon. Guy Mitchell	Hon. Gia Morris		
	Hon. Joanne Quinones	Hon. Kathryn Paek	Hon. John Zoll		
	Hon. Jane Tully	Hon. Laurie Peterson			
		Hon. Raja Rajeswari			
		Hon. Ann Scherzer			
		Hon. Steven Statsinger			

Civil Court Judges	Civil Court Judges	Civil Court Judges
Hon. Shawn Kelly	Hon. Andrew Borrok	Hon. Althea Drysdale
Hon. Linda Poust Lopez	Hon. Joy Campanelli	Hon. David Hawkins
Hon. Armando Montano	Hon. Sharon Clarke	Hon. Denise Dominguez
Hon. Dakota Ramseur	Hon. Marguerite Dougherty	Hon. Erika Edwards
Hon. Brenda Rivera	Hon. Dena Douglas	Hon. Louis Nock
Hon. Mary Rosado	Hon. Cenceria Edwards	Hon. Lisa Sokoloff
Hon. Carol Sharpe	Hon. Sharen Hudson	
Hon. Kim Wilson	Hon. Laura Johnson	
	Hon. Rosemarie Montalbano	
	Hon. Craig Walker	

Acting Sup. Court Justices	Acting Sup.. Court Justices	Acting Sup. Court Justices
Hon. Harold Adler	Hon. Frederick Arriaga	Hon. Dorothy Chin-Brandt
Hon. George A. Grasso	Hon. Michael Gerstein	Hon. Elisa Koenderman
Hon. Shari Michels	Hon. Matthew Sciarrino	Hon. Suzanne Melendez
Hon. Marc Whiten	Red Hook CJC	Hon. Toko Serita
	Hon. Alex Calabrese	Hon. Stephanie Zaro
		Midtown Community Court
		Hon. Felicia Mennin



Calendar Year 2015 - Executive Summary

This report profiles the work and accomplishments of the Criminal Court of the City of New York in 2015. The report is divided into two sections; the first part is an introduction and summary of the organizational structure of the Court and the second part describes court operations - a summary of the Court's work, arraignments, all-purpose parts, trial parts, community courts and other specialized courtrooms, along with a description of the Court's back office. This report explains how each court operation functions and then provides a quantitative analysis of the work in an effort to give the reader a snapshot of the volume and outcomes.

From November 2004 through October 2012, the Bronx Criminal Division had administrative responsibility over many aspects of misdemeanor case processing in the Bronx. For the most part this report does not address statistical information relating to Bronx misdemeanor operations during this period, since most non-arraignment Criminal Court functions were handled in the Bronx Supreme Court Criminal Division until October 2012. There are exceptions, however. We do report on summons, arraignment statistics and revenue numbers in the Bronx during that period as part of the en-

tire Criminal Court picture. Because All-Purpose and Trial Part case processing returned to Criminal Court in the Bronx toward the end of 2012, many of the Bronx statistics will seem incomplete, e.g. number of calendared cases or number of trials. In many instances these 2012 numbers are incomplete because they will be attributed statistically to the Bronx Criminal Division until October 8, 2012 and the Criminal Court for the rest of the year.

Here are some 2015 Criminal Court milestones :

- 19.68 hours average arrest-to-arraignment time;
- 314,815 online arrest/DAT arraignments;
- 327,306 summons filings;
- 315,760 online arrest/DAT dispositions;
- 1,040,446 cases calendared;
- 655,332 cases calendared in all purpose parts;
- 20,649 total dispositions in Criminal Court felony waiver parts;
- 915 pre-trial hearings commenced;
- 1,143 trials commenced (combined arrest/DAT and summons);
- \$29,669,444 in revenue; and
- \$138,241,441 operating budget.

NYC Criminal Court 2015 By the Numbers

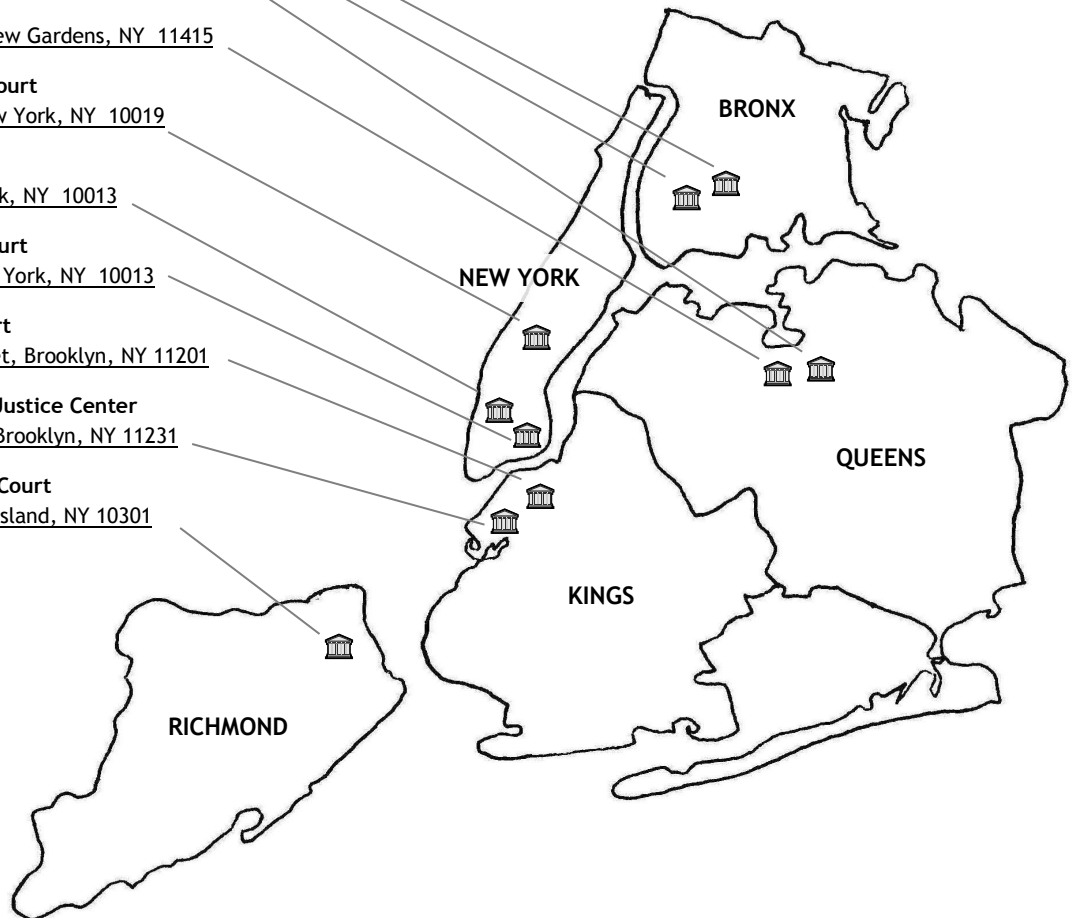
Budget:	\$138,241,441	Hearings commenced:	915
Total revenue:	\$29,669,444	Trials (summons cases):	652
Fine revenue:	\$15,154,429	Court officers:	597
Bail revenue:	\$7,073,206	Trials verdicts (arrest cases):	476
Summons revenue:	\$9,593,263	Clerks:	236
Summons filings:	327,306	Judges authorized by statute:	107
Arraignments (Online/DATs):	314,815	Judges actually sitting:	72
Misdemeanor filings:	263,562	Court Reporters:	94
Felony filings:	47,524	Court Interpreters:	58
Jurors serving:	3,900	Court Attorneys:	66
Non-judicial personnel:	1,340	Courthouses:	10



Courthouse Locations

- **Bronx Criminal Court**
215 E.161st Street, Bronx, NY 10451
265 E.161st Street, Bronx, NY 10451
- **Queens Criminal Court**
125-01 Queens Blvd., Kew Gardens, NY 11415
- **Queens Summons**
120-55 Queens Blvd., Kew Gardens, NY 11415
- **Midtown Community Court**
314 W. 54th Street, New York, NY 10019
- **Citywide Summons**
346 Broadway, New York, NY 10013
- **Manhattan Criminal Court**
100 Centre Street, New York, NY 10013
- **Brooklyn Criminal Court**
120 Schermerhorn Street, Brooklyn, NY 11201
- **Red Hook Community Justice Center**
88-94 Visitation Place, Brooklyn, NY 11231
- **Staten Island Criminal Court**
26 Central Ave, Staten Island, NY 10301

NEW YORK CITY





NYC Criminal Court Jurisdiction

New York City Criminal Court is a court of citywide jurisdiction. As of December 31, 2015, Criminal Court administration assigned seventy-two judges to preside over cases in six main courthouses, two community courthouses, a citywide summons operation in Manhattan, and a summons operation in the Queens Borough Hall.

Criminal Court has preliminary jurisdiction over all arrests processed in the five counties of New York City by state and local law enforcement agencies. Criminal Court arraigns the vast majority of felony, misdemeanor and petty offenses cases in the city.

Misdemeanors

Criminal Court has trial jurisdiction over all misdemeanor cases not prosecuted by indictment and adjudicates these cases from the initial court appearance until final disposition. Criminal Court handles all aspects of the hundreds of thousands of misdemeanor cases filed each year including arraignment, trial readiness, motion practice, pre-trial hearings and trial. The vast majority of misdemeanor cases are disposed by guilty plea, other disposition or dismissal but the Court presides over four to six hundred trials each year.

Summonses

Cases initiated by a summons make up a very large portion of the cases heard in Criminal Court. Summonses are typically issued by police officers for minor Penal Law violations or by peace officers/enforcement agents (and, again, police officers) whose duties mandate enforcement of the local laws (e.g., the NYC Administrative Code). Criminal Court has trial jurisdiction over summons matters, hearing these cases from arraignment to trial or final disposition.

Felonies

Criminal Court has preliminary jurisdiction over felony cases. Felonies are typically arraigned in Criminal Court. Cases are usually adjourned to a Felony Waiver Part to await the decision of the Grand Jury on whether the defendant should stand trial on the felony charges. Felony cases are transferred to Supreme Court after a grand jury votes an indictment.

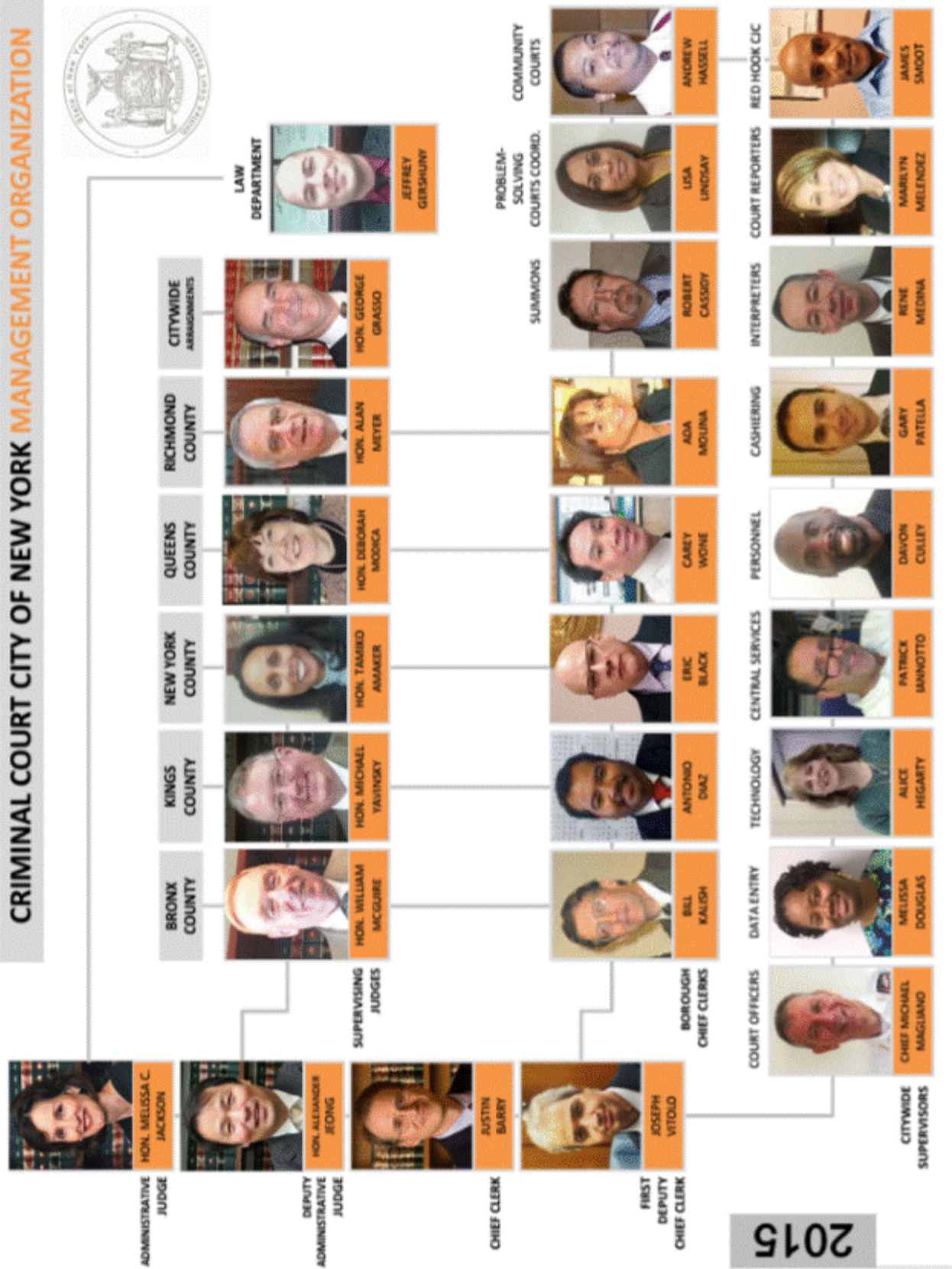
While Criminal Court does not have jurisdiction to hear trials on felony matters, a very large number of final dispositions on felonies are adjudicated by Criminal Court judges sitting in Felony Waiver

Parts. (These judges are designated by administrative orders to sit as Acting Justices of the Supreme Court). These parts act as both Criminal Court and Supreme Court Parts, allowing prosecutor and defense counsel to agree in certain cases to waive presentation to the Grand Jury and instead prosecute the case with a Superior Court Information (SCI).

Criminal Court Jurisdiction		
Types of Matters Heard in New York City Criminal Court		
Arraignment	Misdemeanor and Petty Offenses	Felony Offenses
	<p>NYC Criminal Court has Trial Jurisdiction over misdemeanor and petty offenses (those where the defendant faces no more than one year in jail upon conviction after trial).</p> <p>Trial jurisdiction means that once the defendant has been accused of the offense, the Court has the authority to accept a plea of guilty, conduct a trial, or otherwise dispose of the charges.</p>	<p>NYC Criminal Court has Preliminary Jurisdiction over felony offenses (those where the defendant faces more than one year in jail upon conviction after trial).</p> <p>Preliminary Jurisdiction means that a criminal action is started in the Court and the Court may conduct proceedings which will lead to the prosecution and final disposition in another court that has trial jurisdiction.</p>
All Purpose Part	<p>Criminal Court handles all aspects of these cases from arraignment to trial readiness to final disposition. Criminal Court never loses jurisdiction over these cases as it might with a case over which it has Preliminary Jurisdiction. The one exception is when the district attorney files notice that they intend to present the case to a grand jury and seek indictment. If the district attorney obtains an indictment the case is then transferred to Supreme Court. If no indictment follows, Criminal Court retains Trial Jurisdiction.</p>	<p>Felonies are arraigned in Criminal Court and typically sent to the Felony Waiver Part to await grand jury action. Dispositions are taken in the Felony Waiver Part. If a Grand Jury indicts, the case is transferred to Supreme Court.</p>
Trial		



CRIMINAL COURT CITY OF NEW YORK MANAGEMENT ORGANIZATION





Organizational Structure of NYC Criminal Court

By statute, Criminal Court has 107 authorized judgeships. Each Criminal Court judge must be a resident of New York City. The judges are appointed for terms of ten years by the Mayor of the City of New York. Any vacancies which occur prior to the expiration of a term also are filled through appointment by the Mayor.

Many of the 107 judges appointed to the Criminal Court have been assigned to the Criminal Term of the Supreme Court in order to handle felony cases. To assist in processing Criminal Court cases, court administrators have assigned to the Criminal Court, New York City Civil Court Judges and, on occasion, a Judge of the New York City Family Court. All judges presiding over a Criminal Court Part on December 31, 2015 are listed on page six.

The Court is headed by a citywide Administrative Judge, Hon. Melissa C. Jackson, who is responsible for the overall operation of the Court. Judge Jackson was assisted in this task by the Deputy Administrative Judge Alexander Jeong and by six supervising judges: one for the Bronx — Hon. William McGuire; one for Kings — Hon. Michael Yavinsky; one for New York County — Hon. Tamiko Amaker; one for Queens—Hon. Deborah Stevens Modica; one for Richmond— Hon. Alan Meyer; and one for arraignments—Hon. George A. Grasso.

Under the direction of the Administrative Judge, the Chief Clerk oversees the Court's staff of non-

judicial personnel. Chief Clerk Justin Barry is assisted in this task by the First Deputy Chief Clerk for citywide operations, Joseph Vitolo. In addition, the Chief Clerk is supported by five Borough Chief Clerks who, along with the supervising judges, oversee the day-to-day operations in each county—William Kalish (Bronx), Antonio Diaz (Kings), Eric Black (New York), Carey Wone (Queens) and Ada Molina (Richmond). The citywide summons operation is supervised by Robert Cassidy and Andrew Hassell and James Smoot oversee operations at Midtown Community Court and Red Hook Criminal Justice Center, respectively. In addition Mr. Hassell supervises Community Court operations in Red Hook and Midtown as Citywide Community Court Coordinator.

Central Administration staff also included Assistant Chief Michael Magliano (court officers), who is also responsible for coordinating security services citywide; Lisa Lindsay (problem solving courts); Davon Culley (personnel), who oversees the Criminal Court Human Resources Department; Alice Hegarty (technology); Patrick Iannotto (supply and records), who oversees a combined Civil and Criminal Court Central Services Department; Melissa Douglas (data entry); Renee Medina (interpreters); Gary Patella (cashiering); and Marilyn Vializ (court reporters).

Criminal Court Caseload — A 10 Year Overview

The total number of online arrest/DAT arraignments decreased by 10.4% from 2014 to 2015, 15.1% lower than those seen in 2010 and over 0.8% less than 2005. DAT arraignments citywide have increased over 3.9% from 2010.

Although New York City law enforcement continues its focus on “quality of life” crimes, summons filings decreased by 16.3% from 2014 to 2015.

Petty offenses, which include misdemeanors, violations, infractions and other low level online arrest/DAT arraignments, decreased with numbers 11.9% lower than 2014, 16.0% lower than those seen in

2010, and 2.9% higher than those seen in 2005. Felony arraignments decreased less significantly—1.4% lower than the previous year and 9.6% lower than 2010.

Criminal Court calendared 1,040,446 online/DAT cases in 2015, less than the 1,108,211 calendared in 2014. The Court saw a 0.3% increase in pending online/DAT caseloads.

In 2015, the Court brought 315,760 cases to final disposition, a number 12.2% lower than the previous year.



New York City Criminal Court Supervising Judges



Honorable William McGuire
Bronx County



Honorable Michael Yavinsky
Kings County



Honorable Tamiko Amaker
New York County



Honorable Deborah Stevens Modica
Queens County



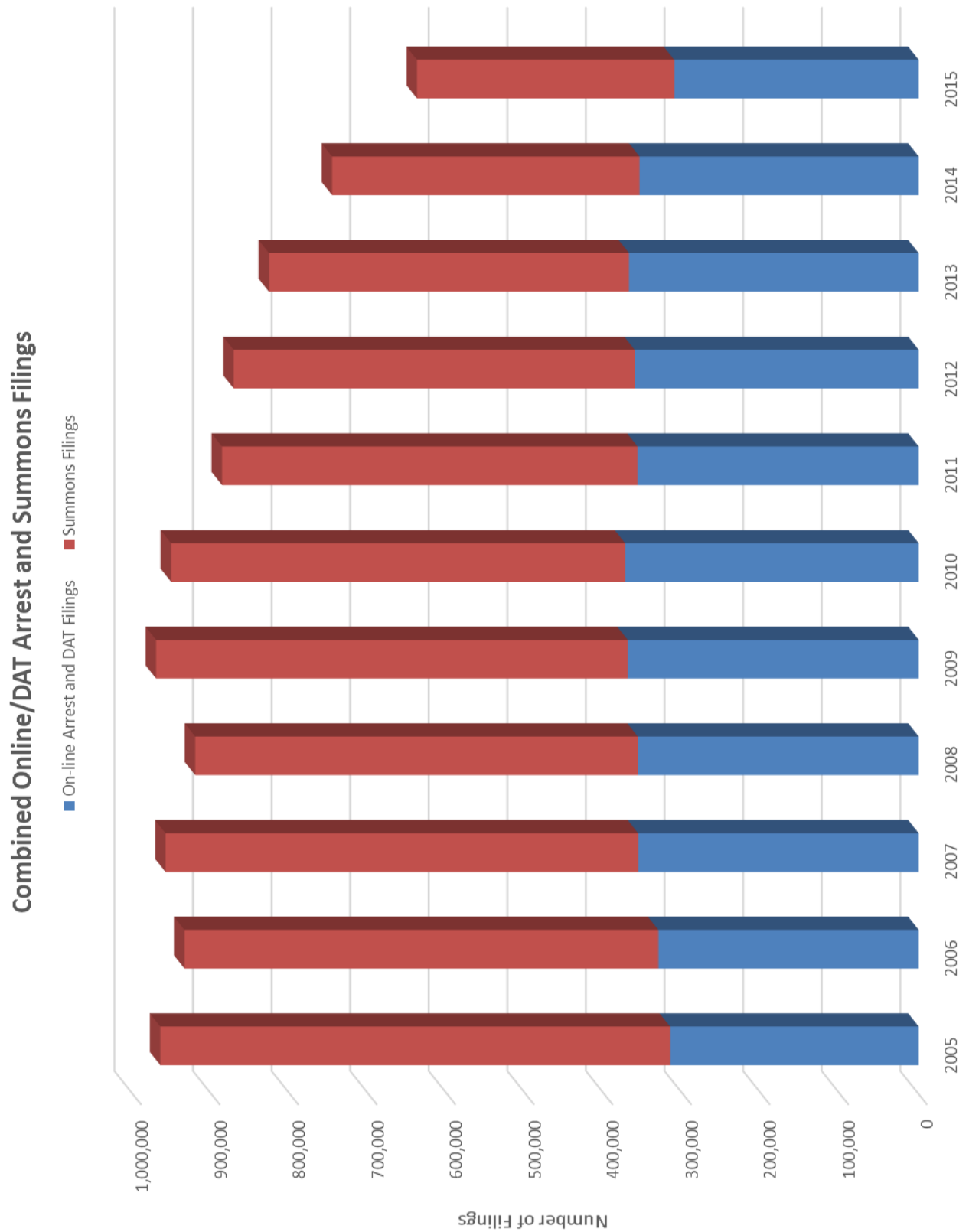
Honorable Alan Meyer
Richmond County



Honorable George A. Grasso
Citywide Arraignments



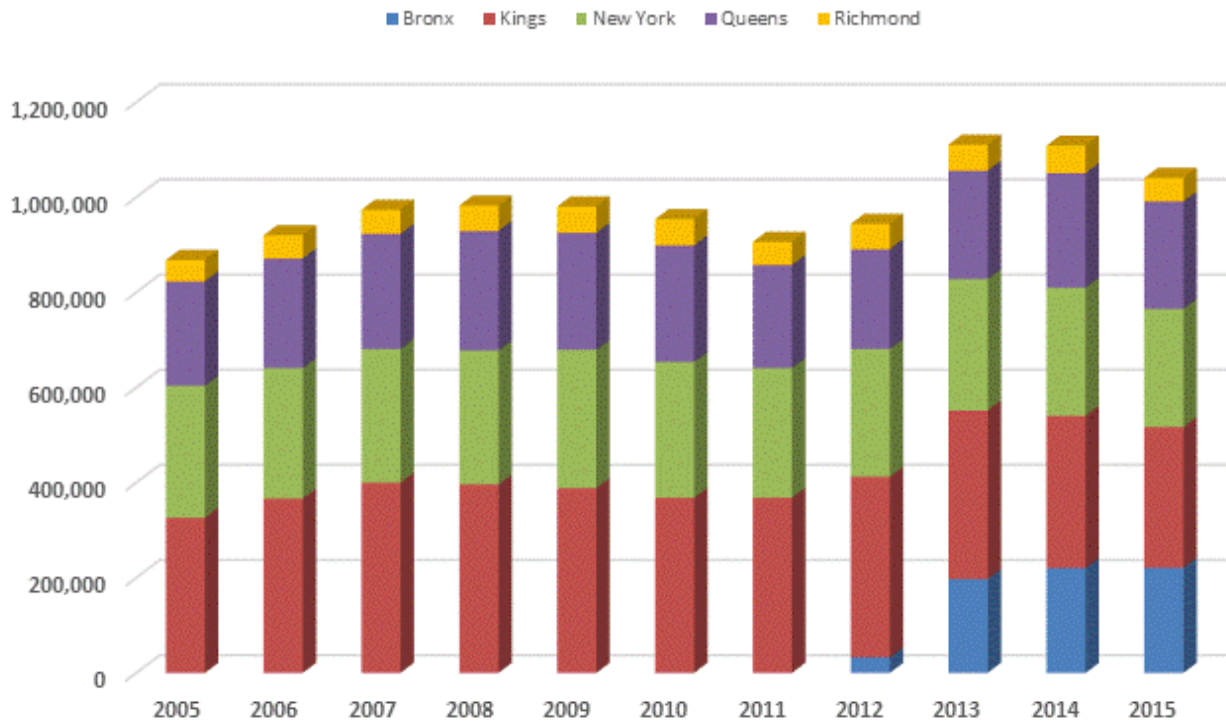
Court Operations – Summary Information





COURT OPERATIONS — SUMMARY INFORMATION

Total Number of Calendared Cases



Number of Calendared Cases

	Citywide	Bronx**	Kings	New York	Queens	Richmond
2015	1,040,446	220,714	295,673	248,927	225,859	49,273
2014	1,108,211	220,096	319,993	269,701	240,650	57,771
2013	1,110,341	196,758	354,655	276,761	227,705	54,462
2012	943,933	32,483	379,625	268,902	209,595	53,328
2011	906,243		367,718	273,088	216,702	48,735
2010	953,671		367,764	285,833	245,255	54,819
2009	980,554		388,157	291,113	246,065	55,219
2008	982,510		395,929	281,891	251,205	53,485
2007	973,765		399,345	281,697	242,091	50,632
2006	920,043		366,072	274,794	230,191	48,986
2005	867,854		325,857	278,246	218,928	44,823

**Year 2012 includes Bronx County data for October 2012 to December 2012.



COURT OPERATIONS – SUMMARY INFORMATION

Dockets Pending on December 31 (Snapshot of Pending Cases)

		Citywide	Bronx	Kings	New York	Queens	Richmond
2015	Total	59,391	15,162	14,767	14,695	12,289	2,478
	<i>Total Pending Disposition</i>	<i>55,261</i>	<i>14,933</i>	<i>13,174</i>	<i>13,687</i>	<i>11,288</i>	<i>2,179</i>
	<i>Felony</i>	<i>12,123</i>	<i>2,406</i>	<i>3,244</i>	<i>2,802</i>	<i>3,207</i>	<i>464</i>
	<i>Misd/Inf/Viol/Oth</i>	<i>43,138</i>	<i>12,527</i>	<i>9,930</i>	<i>10,885</i>	<i>8,081</i>	<i>1,715</i>
	<i>Total Pending Sentence</i>	<i>4,130</i>	<i>229</i>	<i>1,593</i>	<i>1,008</i>	<i>1,001</i>	<i>299</i>
2014	Total	59,366	14,422	15,158	14,019	11,821	3,946
	<i>Total Pending Disposition</i>	<i>55,094</i>	<i>14,196</i>	<i>13,350</i>	<i>12,978</i>	<i>11,105</i>	<i>3,465</i>
	<i>Felony</i>	<i>11,699</i>	<i>2,673</i>	<i>2,754</i>	<i>2,594</i>	<i>3,062</i>	<i>616</i>
	<i>Misd/Inf/Viol/Oth</i>	<i>43,395</i>	<i>11,523</i>	<i>10,596</i>	<i>10,384</i>	<i>8,043</i>	<i>2,849</i>
	<i>Total Pending Sentence</i>	<i>4,272</i>	<i>226</i>	<i>1,808</i>	<i>1,041</i>	<i>716</i>	<i>481</i>
2013	Total	65,238	17,374	16,654	15,907	11,936	3,367
	<i>Total Pending Disposition</i>	<i>61,341</i>	<i>17,127</i>	<i>15,155</i>	<i>14,938</i>	<i>11,162</i>	<i>2,959</i>
	<i>Felony</i>	<i>11,738</i>	<i>2,553</i>	<i>2,678</i>	<i>2,901</i>	<i>3,004</i>	<i>602</i>
	<i>Misd/Inf/Viol/Oth</i>	<i>49,603</i>	<i>14,574</i>	<i>12,477</i>	<i>12,037</i>	<i>8,158</i>	<i>2,357</i>
	<i>Total Pending Sentence</i>	<i>3,897</i>	<i>247</i>	<i>1,499</i>	<i>969</i>	<i>774</i>	<i>408</i>
2012	Total	62,060	16,232	17,617	15,107	9,523	3,581
	<i>Total Pending Disposition</i>	<i>58,288</i>	<i>16,117</i>	<i>16,153</i>	<i>14,066</i>	<i>8,686</i>	<i>3,266</i>
	<i>Felony</i>	<i>12,094</i>	<i>3,725</i>	<i>2,791</i>	<i>2,410</i>	<i>2,647</i>	<i>521</i>
	<i>Misd/Inf/Viol/Oth</i>	<i>46,194</i>	<i>12,392</i>	<i>13,362</i>	<i>11,656</i>	<i>6,039</i>	<i>2,745</i>
	<i>Total Pending Sentence</i>	<i>3,772</i>	<i>115</i>	<i>1,464</i>	<i>1,041</i>	<i>837</i>	<i>315</i>
2011	Total	45,404		17,140	15,277	9,664	3,323
	<i>Total Pending Disposition</i>	<i>42,279</i>		<i>16,089</i>	<i>14,356</i>	<i>8,829</i>	<i>3,005</i>
	<i>Felony</i>	<i>8,515</i>		<i>2,641</i>	<i>2,732</i>	<i>2,651</i>	<i>491</i>
	<i>Misd/Inf/Viol/Oth</i>	<i>33,764</i>		<i>13,448</i>	<i>11,624</i>	<i>6,178</i>	<i>2,514</i>
	<i>Total Pending Sentence</i>	<i>3,125</i>		<i>1,051</i>	<i>921</i>	<i>835</i>	<i>318</i>
2010	Total	46,304		16,177	16,663	10,774	2,690
	<i>Total Pending Disposition</i>	<i>43,414</i>		<i>15,243</i>	<i>15,985</i>	<i>9,875</i>	<i>2,311</i>
	<i>Felony</i>	<i>8,736</i>		<i>2,511</i>	<i>3,167</i>	<i>2,644</i>	<i>414</i>
	<i>Misd/Inf/Viol/Oth</i>	<i>34,678</i>		<i>12,732</i>	<i>12,818</i>	<i>7,231</i>	<i>1,897</i>
	<i>Total Pending Sentence</i>	<i>2,890</i>		<i>934</i>	<i>678</i>	<i>899</i>	<i>379</i>
2009	Total	46,735		16,699	16,967	9,859	3,210
	<i>Total Pending Disposition</i>	<i>43,773</i>		<i>15,621</i>	<i>16,432</i>	<i>8,891</i>	<i>2,829</i>
	<i>Felony</i>	<i>8,510</i>		<i>2,486</i>	<i>3,141</i>	<i>2,385</i>	<i>498</i>
	<i>Misd/Inf/Viol/Oth</i>	<i>35,263</i>		<i>13,135</i>	<i>13,291</i>	<i>6,506</i>	<i>2,331</i>
	<i>Total Pending Sentence</i>	<i>2,962</i>		<i>1,078</i>	<i>535</i>	<i>968</i>	<i>381</i>
2008	Total	51,725		19,676	17,667	11,300	3,082
	<i>Total Pending Disposition</i>	<i>48,771</i>		<i>18,570</i>	<i>17,196</i>	<i>10,243</i>	<i>2,762</i>
	<i>Felony</i>	<i>10,522</i>		<i>2,907</i>	<i>3,955</i>	<i>3,068</i>	<i>592</i>
	<i>Misd/Inf/Viol/Oth</i>	<i>38,249</i>		<i>15,663</i>	<i>13,241</i>	<i>7,175</i>	<i>2,170</i>
	<i>Total Pending Sentence</i>	<i>2,954</i>		<i>1,106</i>	<i>471</i>	<i>1,057</i>	<i>320</i>



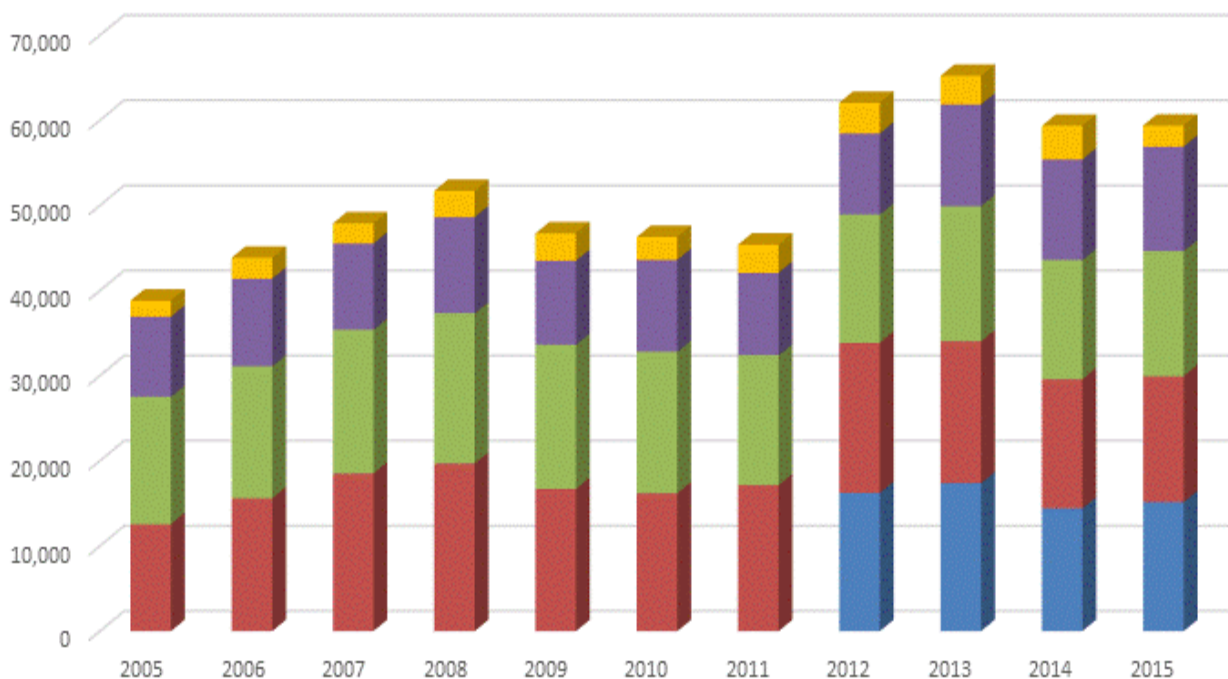
COURT OPERATIONS – SUMMARY INFORMATION

Dockets Pending on December 31 (Snapshot of Pending Cases)

	Citywide	Bronx	Kings	New York	Queens	Richmond
Total	47,885		18,503	16,899	10,141	2,342
2007 <i>Total Pending Disposition</i>	45,151		17,506	16,491	9,091	2,063
<i>Felony</i>	10,435		2,973	3,999	3,036	427
<i>Misd/Inf/Viol/Oth</i>	34,716		14,533	12,492	6,055	1,636
<i>Total Pending Sentence</i>	2,734		997	408	1,050	279
Total	43,858		15,594	15,538	10,271	2,455
2006 <i>Total Pending Disposition</i>	41,360		14,684	15,133	9,338	2,205
<i>Felony</i>	9,865		2,639	3,602	3,192	432
<i>Misd/Inf/Viol/Oth</i>	31,495		12,045	11,531	6,146	1,773
<i>Total Pending Sentence</i>	2,498		910	405	933	250
Total	38,830		12,530	15,020	9,397	1,883
2005 <i>Total Pending Disposition</i>	36,071		11,475	14,534	8,407	1,655
<i>Felony</i>	8,913		1,856	3,808	2,905	344
<i>Misd/Inf/Viol/Oth</i>	27,158		9,619	10,726	5,502	1,311
<i>Total Pending Sentence</i>	2,759		1,055	486	990	228

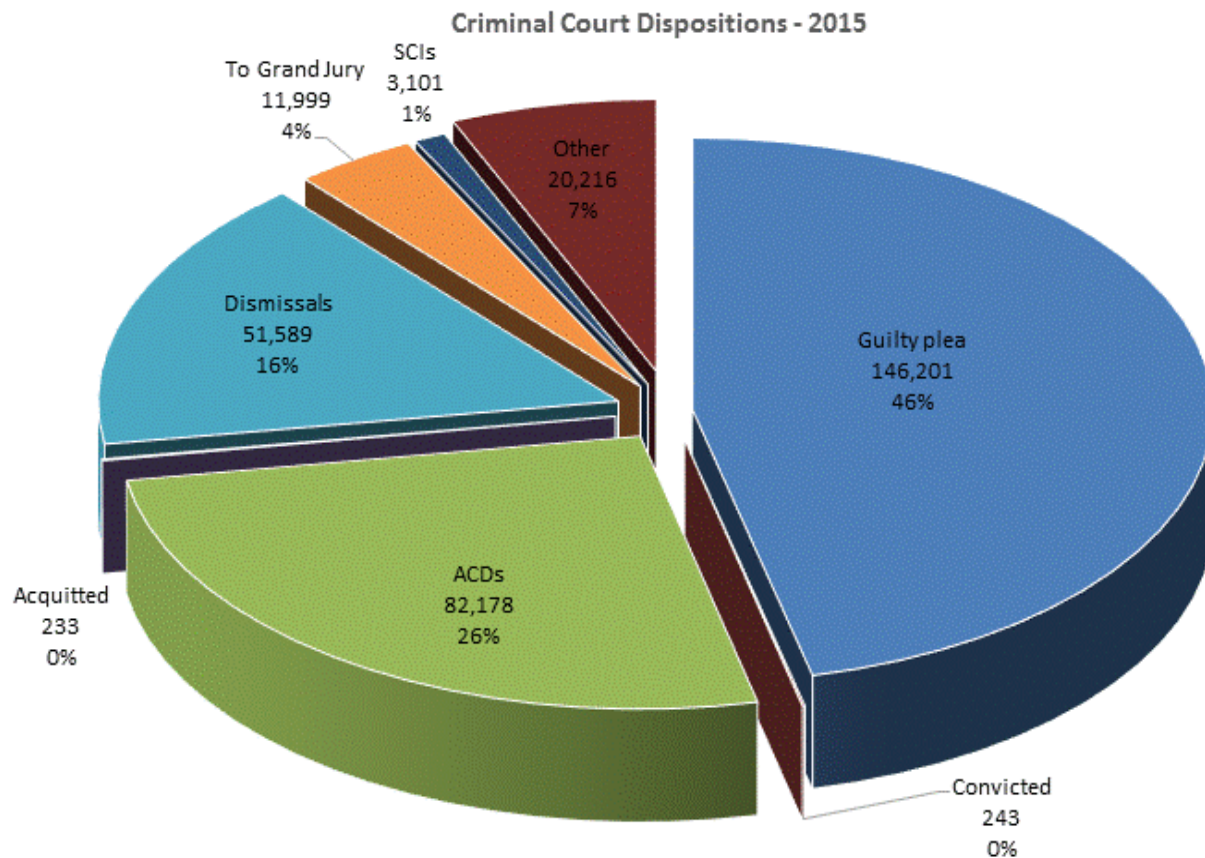
Pending Cases

■ Bronx ■ Kings ■ New York ■ Queens ■ Richmond





COURT OPERATIONS – SUMMARY INFORMATION



Citywide Dispositions									
	Total	Guilty Plea	Convicted	Acquitted	ACD	Dismissal	To Grand Jury	SCI	Other*
2015	315,760	146,201	243	233	82,178	51,589	11,999	3,101	20,216
2014	359,475	172,490	314	266	94,823	55,126	12,563	3,123	20,770
2013	364,583	178,647	378	313	93,972	52,738	13,707	2,948	21,880
2012	313,791	149,311	334	194	87,934	43,559	11,495	2,750	18,214
2011	286,286	135,474	291	216	84,504	38,229	10,347	2,804	14,421
2010	293,637	142,520	271	228	80,760	41,725	10,820	3,184	14,129
2009	300,318	151,094	258	167	75,530	44,988	11,821	3,384	13,076
2008	282,788	142,359	220	171	66,065	45,525	13,512	3,473	11,463
2007	282,684	144,187	217	190	65,675	43,733	13,265	4,161	11,256
2006	264,295	133,981	283	216	58,650	43,244	12,819	4,698	10,404
2005	251,684	125,139	330	252	59,161	41,130	12,296	4,457	8,919

* Dispositions in the "Other" category include resolutions of Criminal Court warrants outstanding in another county; resolutions of Family Court warrants and Orders of Protection outstanding; removals to Family Court; extradition matters; and transfers to another court.



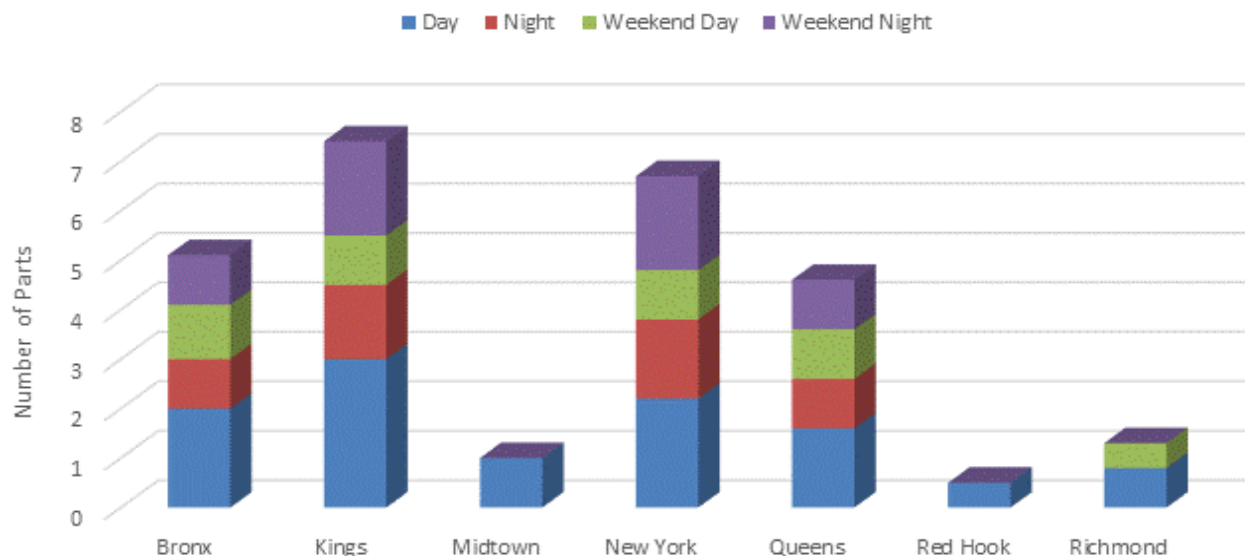
COURT OPERATIONS — ARRAIGNMENTS

The arraignment marks the first time that a criminal defendant appears in court. Criminal Court operates arraignment parts day and night, every day of the year in all five counties of the city. In 2015, 314,815 cases were arraigned citywide on On-Line arrest or Desk Appearance Ticket (DAT) cases.

Arraignments are actually the final stage of the arrest process in New York City. Before the defendant appears before the Judge, a complicated series of steps must occur, all typically within a twenty-four hour period. The flowchart on page 27 shows all of the necessary steps that must occur between a defendant's arrest and the time that he or she first appears in court. The defendant must be brought to Central Booking where his or her arrest photo and fingerprints are taken. The fingerprints are electronically sent to the Division of Criminal

Justice Services (DCJS) where a criminal history or rap sheet is produced and returned to the police in Central Booking. Meanwhile the Criminal Justice Agency (CJA) interviews each defendant for the purpose of making a bail recommendation and the arresting officer meets with an Assistant District Attorney in order to draft the complaint that will start the criminal prosecution. All of these items - complaint, rap sheet and CJA report - must be compiled before the court may arraign the defendant. Once the necessary paperwork are completed, it is delivered to court arraignment clerks who prepare a final file for the court and attorneys, assign a docket number to the case and initialize the case in the court's computer system. Defense counsel - either assigned or private - is then given an opportunity to interview the defendant before he or she sees the judge.

Number of Weekly Arraignment Parts - 2015



Number of Weekly Arraignment Parts - 2015

	Citywide*	Bronx	Kings	Midtown	New York	Queens	Red Hook	Richmond
Arraignment Parts	26.6*	5.1	7.4	1.0	6.7	4.6	.5*	1.3*
Day	11.1	2.0	3.0	1.0	2.2	1.6	0.5*	0.8*
Night	5.1	1.0	1.5	0.0	1.6	1.0	0.0	0.0
Weekend Day	4.6*	1.1	1.0	0.0	1.0	1.0	0.0	0.5*
Weekend Night	5.8	1.0	1.9	0.0	1.9	1.0	0.0	0.0

* Some arraignment parts are listed as a fraction. In Queens, the arraignment part that is only opened one day/week is listed as 0.1. In Red Hook and Richmond the parts listed operate half of the time as an arraignment part and the other half as either an all-purpose part or a trial part. Summons courtrooms are not included in this list.

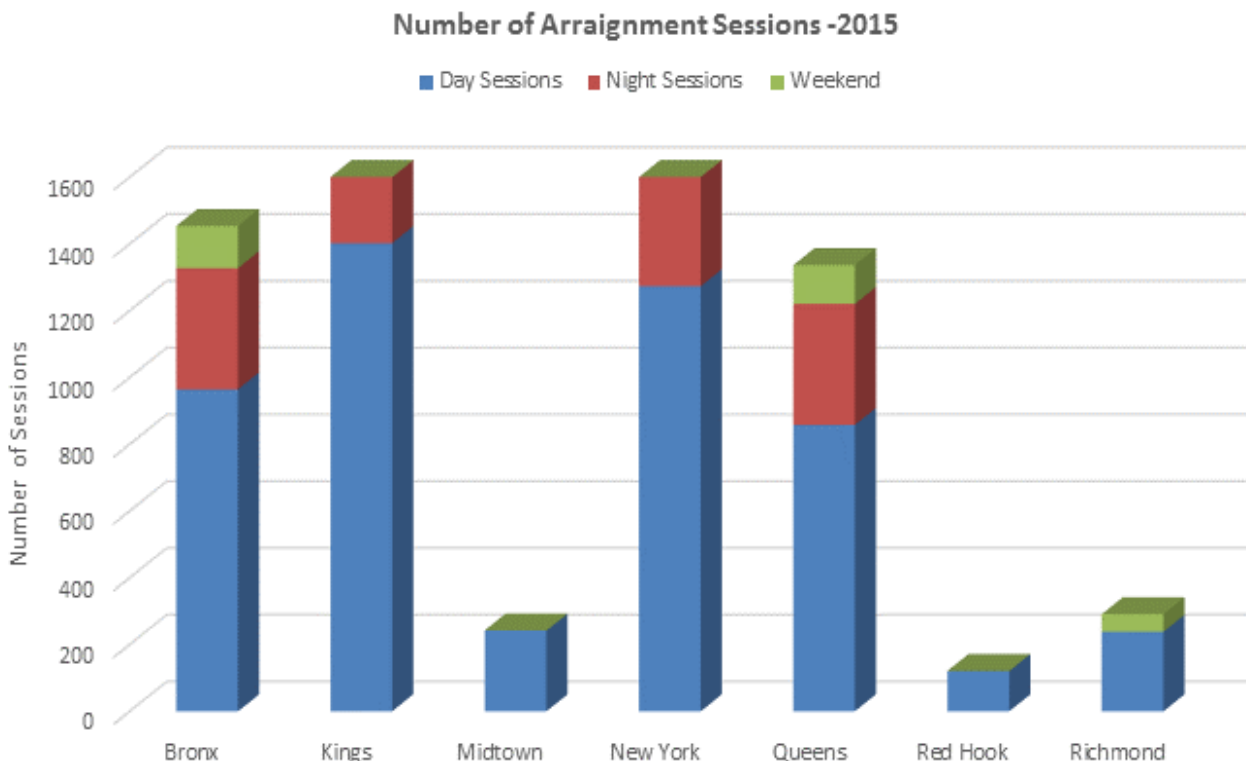


COURT OPERATIONS – ARRAIGNMENTS

In the Arraignment Part, defendants are notified of the charges that have been filed against them and their rights. The judge will also hear arguments from the assistant district attorney and defense counsel concerning bail - whether it is appropriate and, if so, what form the bail should take and how much.

Arraignment is also the first opportunity to dispose of misdemeanor cases. In 2015 there were 149,765

cases disposed of at arraignment throughout all of Criminal Court's five county arraignment parts, about 48% of all arrest cases arraigned.



Arraignment Sessions* - 2015								
	Citywide	Bronx	Kings**	Midtown	New York	Queens	Red Hook	Richmond***
Total Sessions	5,097.8	964	1,402	242	1,273	858	120.5	238.3
Day Sessions	2,633.8	475	683	242	547	380	120.5	186.3
Night Sessions	1,937	363	603	0	609	362	0	0
Weekend Day Sessions	527	126	116	0	117	116	0	52

* Arraignment sessions are the number of parts opened for the year devoted to arraignments. ** Kings County APAR6 opened for 1/2 day. The total sessions for this part is the adjusted days times 1/2. *** Richmond County sessions were computed as follows: APAR1 # of days times 1/2, APAR2 # of days times 1/4, APAR4 # of days times 1/2. Richmond DAT is not credited with a part day since it is only opened 1/2 hour per day. **** Counties did not enter data for the Hospital ARR Part, except for NY County.

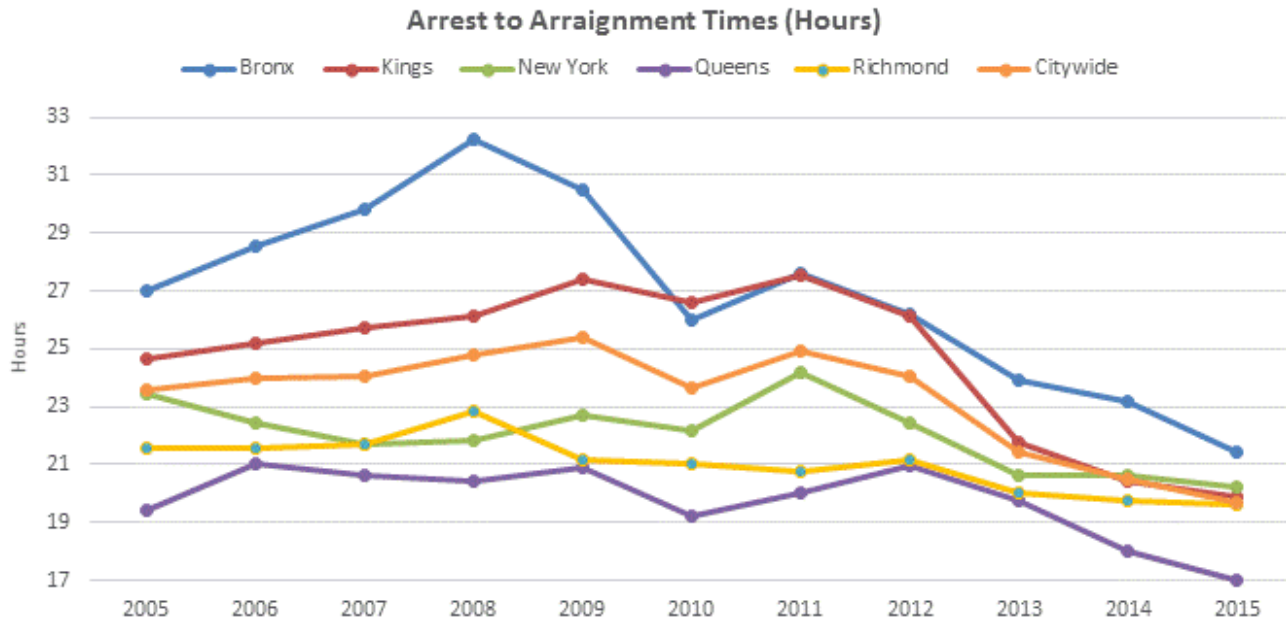


Arrest to Arraignment – The Process

There is a tremendous amount of work that must be done after the police arrest a defendant and before the defendant is ready to appear in front of a judge at arraignment. The police must meet with the District Attorney's Office, which will in turn draft a complaint. The police must also send the defendant's fingerprints to Division of Criminal Justice Services (DCJS) in Albany and await the return of a criminal history. The arraignment court clerks must create a court file, docket number and enter the information into the Court's database. Meanwhile, the Criminal Justice Agency must in-

terview the defendant and make a bail recommendation.

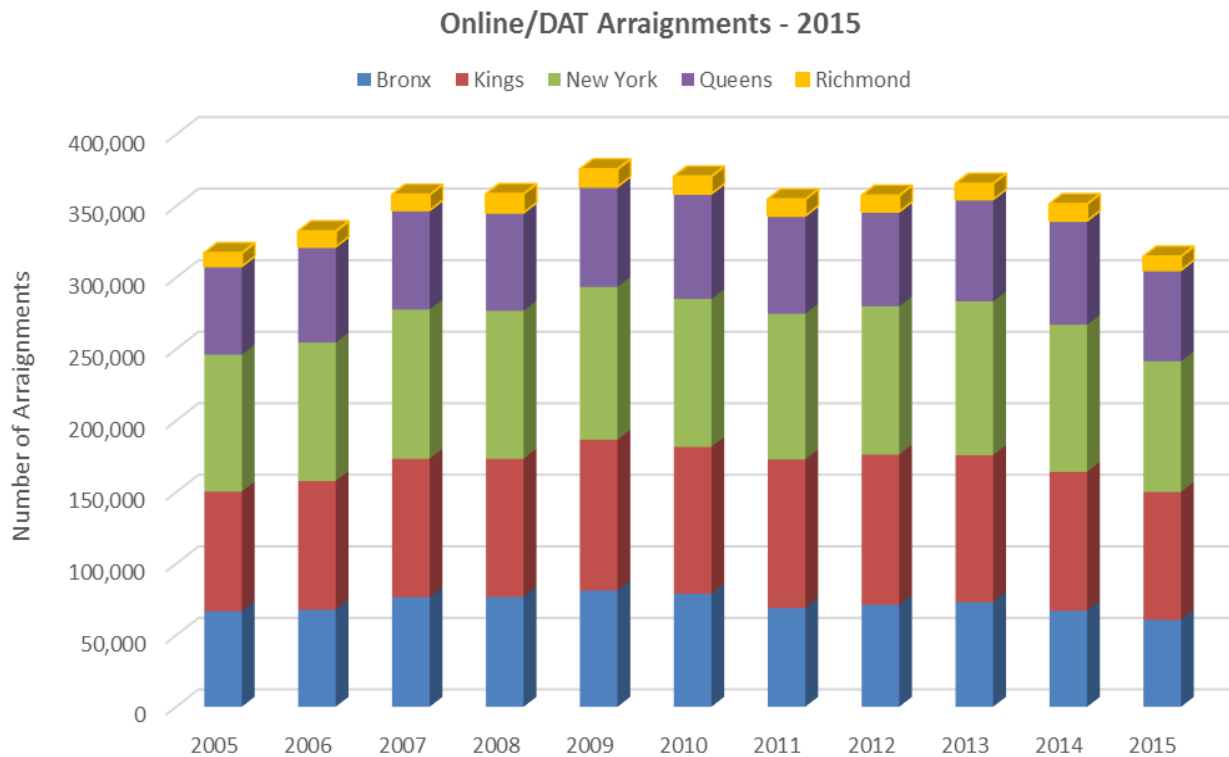
Only after all of this takes place, does a defense attorney speak to the defendant and file notice that the defendant is ready to be arraigned by the Court. This page highlights the average time between arrest and arraignment for 2015 and how that compares with the previous ten years. This time period is made all the more important by a mandate from the Court of Appeals to complete this process within twenty-four hours.



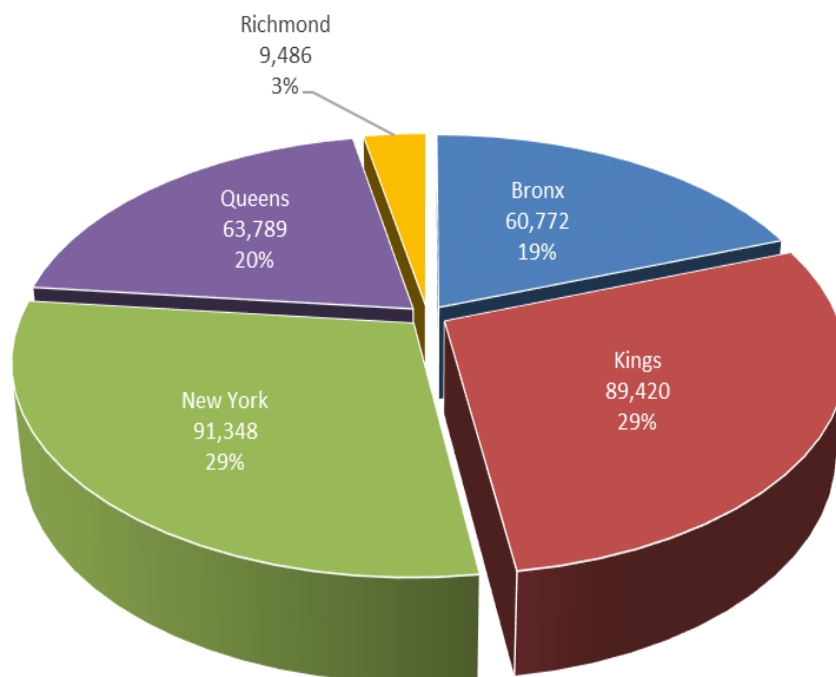
	Citywide	Bronx	Kings	New York	Queens	Richmond
2015	19.68	21.42	19.87	20.23	17.00	19.60
2014	20.50	23.16	20.43	20.62	18.03	19.78
2013	21.44	23.92	21.78	20.66	19.74	20.01
2012	24.02	26.18	26.13	22.46	20.99	21.18
2011	24.94	27.62	27.57	24.21	20.00	20.73
2010	23.64	25.99	26.58	22.20	19.22	21.02
2009	25.39	30.47	27.43	22.70	20.87	21.16
2008	24.80	32.22	26.11	21.84	20.41	22.83
2007	24.07	29.80	25.75	21.71	20.60	21.68
2006	23.99	28.52	25.19	22.44	21.06	21.58
2005	23.58	27.02	24.67	23.45	19.42	21.56



COURT OPERATIONS – ARRAIGNMENTS



Criminal Court Arraignments - 2015

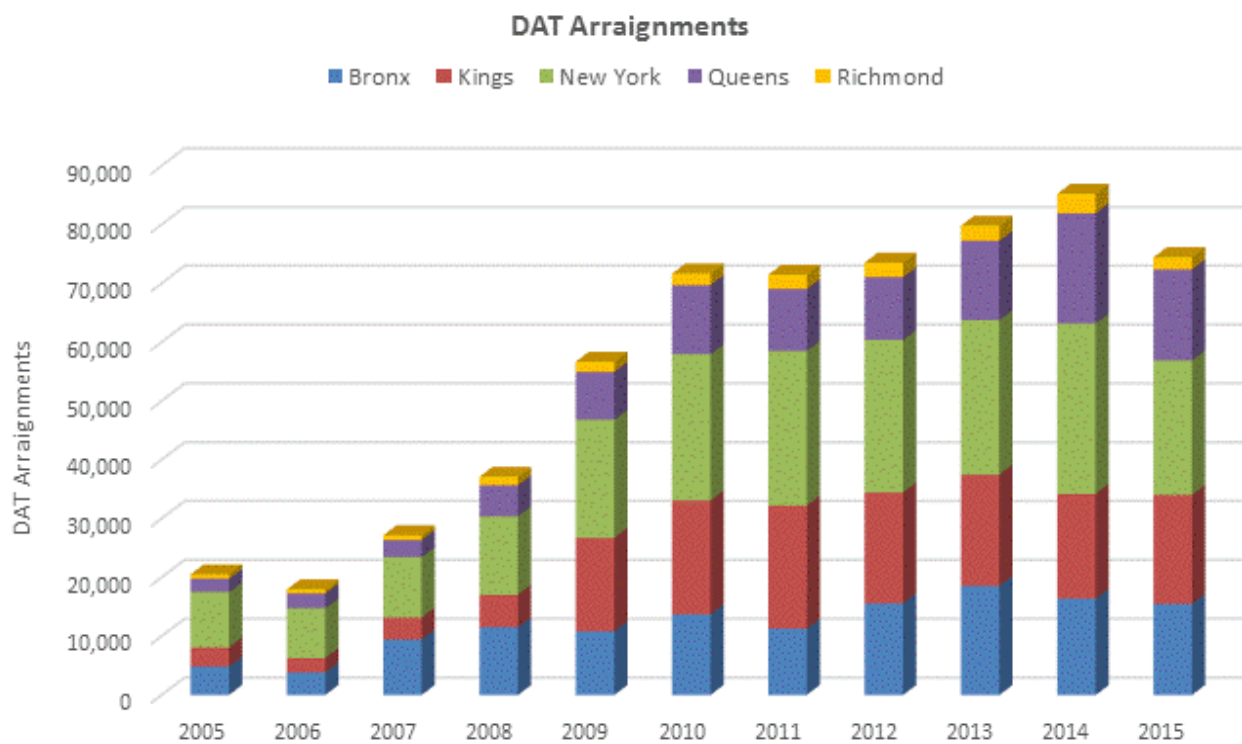
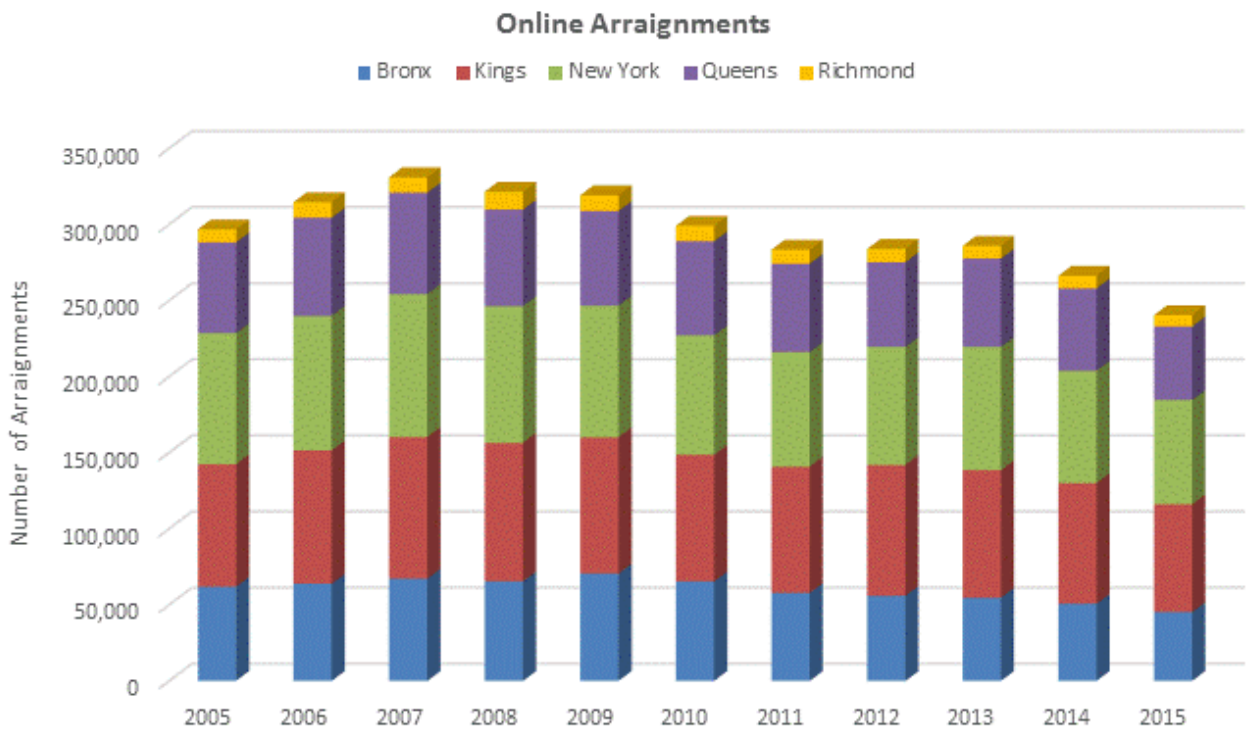




		DAT/On-Line Arraignments					
		Citywide	Bronx	Kings	New York	Queens	Richmond
2015	Total Arraignments	314,815	60,772	89,420	91,348	63,789	9,486
	DAT	74,457	15,470	18,548	22,899	15,459	2,081
	On-Line Arrests	240,358	45,302	70,872	68,449	48,330	7,405
2014	Total Arraignments	351,511	67,121	97,041	102,876	72,825	11,648
	DAT	85,236	16,389	17,793	29,002	18,749	3,303
	On-Line Arrests	266,275	50,732	79,248	73,874	54,076	8,345
2013	Total Arraignments	365,752	73,227	102,627	107,553	71,391	10,954
	DAT	79,807	18,554	18,878	26,323	13,519	2,533
	On-Line Arrests	285,945	54,673	83,749	81,230	57,872	8,421
2012	Total Arraignments	357,422	71,379	104,946	103,700	66,173	11,224
	DAT	73,522	15,535	18,900	25,979	10,650	2,458
	On-Line Arrests	283,900	55,844	86,046	77,721	55,523	8,766
2011	Total Arraignments	354,797	69,091	103,884	101,805	68,535	11,482
	DAT	71,476	11,280	20,903	26,333	10,555	2,405
	On-Line Arrests	283,321	57,811	82,981	75,472	57,980	9,077
2010	Total Arraignments	370,769	79,021	102,676	103,428	73,589	12,055
	DAT	71,677	13,700	19,340	24,932	11,735	1,970
	On-Line Arrests	299,092	65,321	83,336	78,496	61,854	10,085
2009	Total Arraignments	375,837	81,413	105,289	106,796	70,218	12,121
	DAT	56,671	10,813	15,869	20,123	8,144	1,722
	On-Line Arrests	319,166	70,600	89,420	86,673	62,074	10,399
2008	Total Arraignments	358,559	76,923	96,498	103,398	68,669	13,071
	DAT	37,094	11,508	5,524	13,369	5,278	1,415
	On-Line Arrests	321,465	65,415	90,974	90,029	63,391	11,656
2007	Total Arraignments	358,079	76,631	96,760	104,333	69,500	10,855
	DAT	27,146	9,423	3,742	10,275	2,931	775
	On-Line Arrests	330,933	67,208	93,018	94,058	66,569	10,080
2006	Total Arraignments	332,496	67,839	89,975	96,876	67,003	10,803
	DAT	17,950	3,840	2,427	8,496	2,510	677
	On-Line Arrests	314,546	63,999	87,548	88,380	64,493	10,126
2005	Total Arraignments	317,286	66,764	83,692	95,661	61,926	9,243
	DAT	20,515	4,842	3,245	9,450	2,262	716
	On-Line Arrests	296,771	61,922	80,447	86,211	59,664	8,527

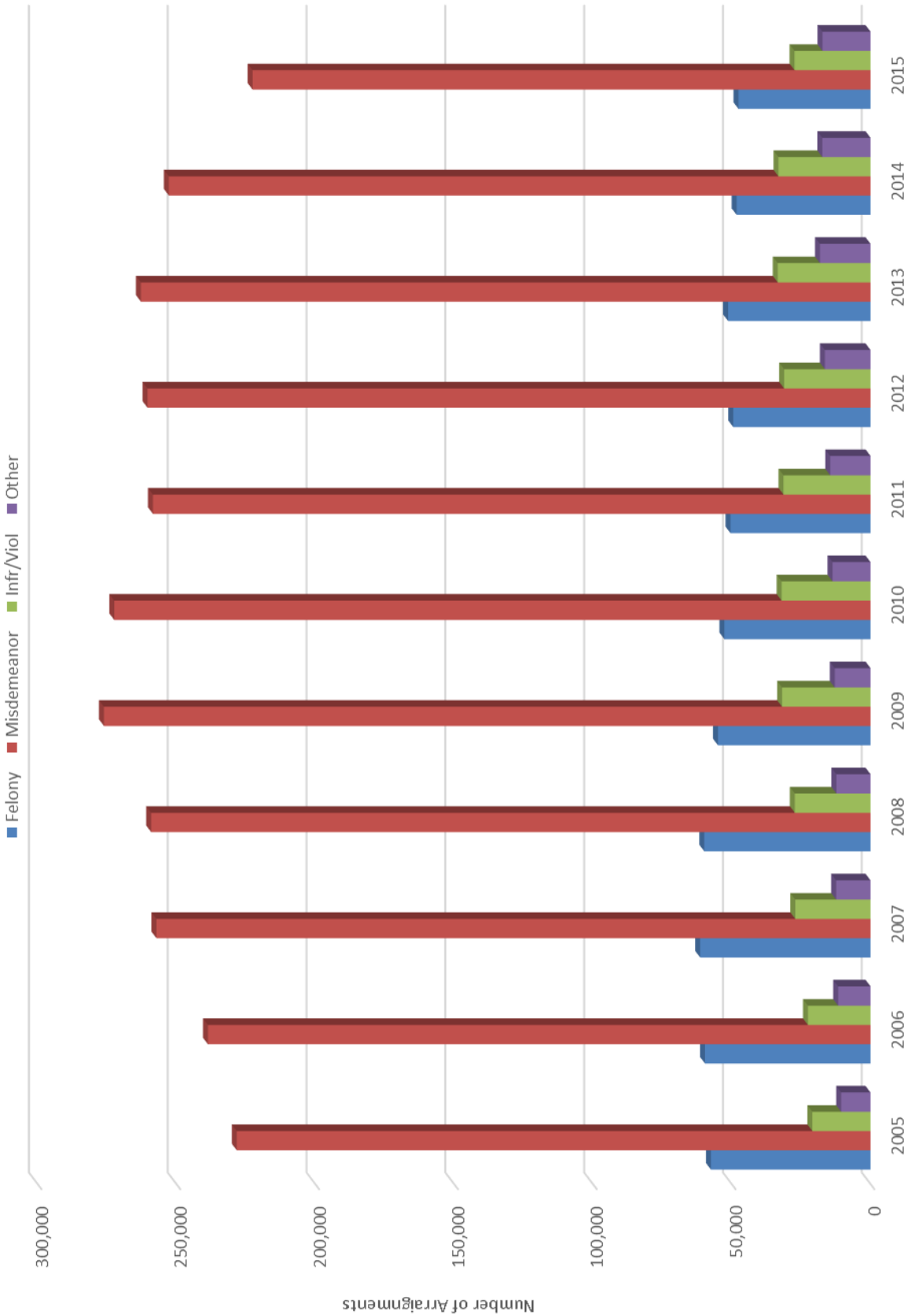


COURT OPERATIONS – ARRAIGNMENTS





Types of Arraignment Charges - Citywide





Arraignments – Types of Charges

		Types of Online/DAT Arraignments†					
		Citywide	Bronx	Kings	New York	Queens	Richmond
2015	Total	314,815	60,772	89,420	91,348	63,789	9,486
	Felony	47,573	10,623	13,984	12,498	8,876	1,592
	Misdemeanor	222,579	45,928	60,511	62,350	46,360	7,430
	Infraction/Violation	27,357	786	10,457	10,638	5,388	88
	Other	17,306	3,435	4,468	5,862	3,165	376
2014	Total	351,511	67,121	97,041	102,876	72,825	11,648
	Felony	48,227	11,834	12,909	12,756	8,873	1,855
	Misdemeanor	252,741	50,703	67,343	72,069	53,508	9,118
	Infraction/Violation	33,172	1,176	12,254	12,536	6,976	230
	Other	17,371	3,408	4,535	5,515	3,468	445
2013	Total	365,752	73,227	102,627	107,553	71,391	10,954
	Felony	51,328	11,978	14,084	13,694	9,597	1,975
	Misdemeanor	262,813	56,428	71,171	75,648	51,224	8,342
	Infraction/Violation	33,419	1,232	12,200	12,531	7,217	239
	Other	18,192	3,589	5,172	5,680	3,353	398
2012	Total	357,422	71,379	104,946	103,700	66,173	11,224
	Felony	49,443	12,009	14,067	12,703	8,944	1,720
	Misdemeanor	260,433	54,668	74,772	74,713	47,486	8,794
	Infraction/Violation	31,116	1,414	11,206	11,379	6,812	305
	Other	16,430	3,288	4,901	4,905	2,931	405
2011	Total	354,797	69,091	103,884	101,805	68,535	11,482
	Felony	50,458	13,040	13,872	12,803	8,953	1,790
	Misdemeanor	258,466	51,703	74,955	72,932	50,008	8,868
	Infraction/Violation	31,350	1,280	11,021	11,762	6,824	463
	Other	14,523	3,068	4,036	4,308	2,750	361
2010	Total	370,769	79,021	102,676	103,428	73,589	12,055
	Felony	52,639	13,919	14,132	13,900	8,934	1,754
	Misdemeanor	272,400	60,599	74,802	74,175	53,512	9,312
	Infraction/Violation	32,033	1,404	10,127	11,485	8,424	593
	Other	13,697	3,099	3,615	3,868	2,719	396
2009	Total	375,837	81,413	105,289	106,796	70,218	12,121
	Felony	54,970	14,873	14,954	14,618	8,510	2,015
	Misdemeanor	276,112	62,429	77,224	76,693	50,548	9,218
	Infraction/Violation	31,853	1,266	9,672	11,845	8,596	474
	Other	12,902	2,845	3,439	3,640	2,564	414

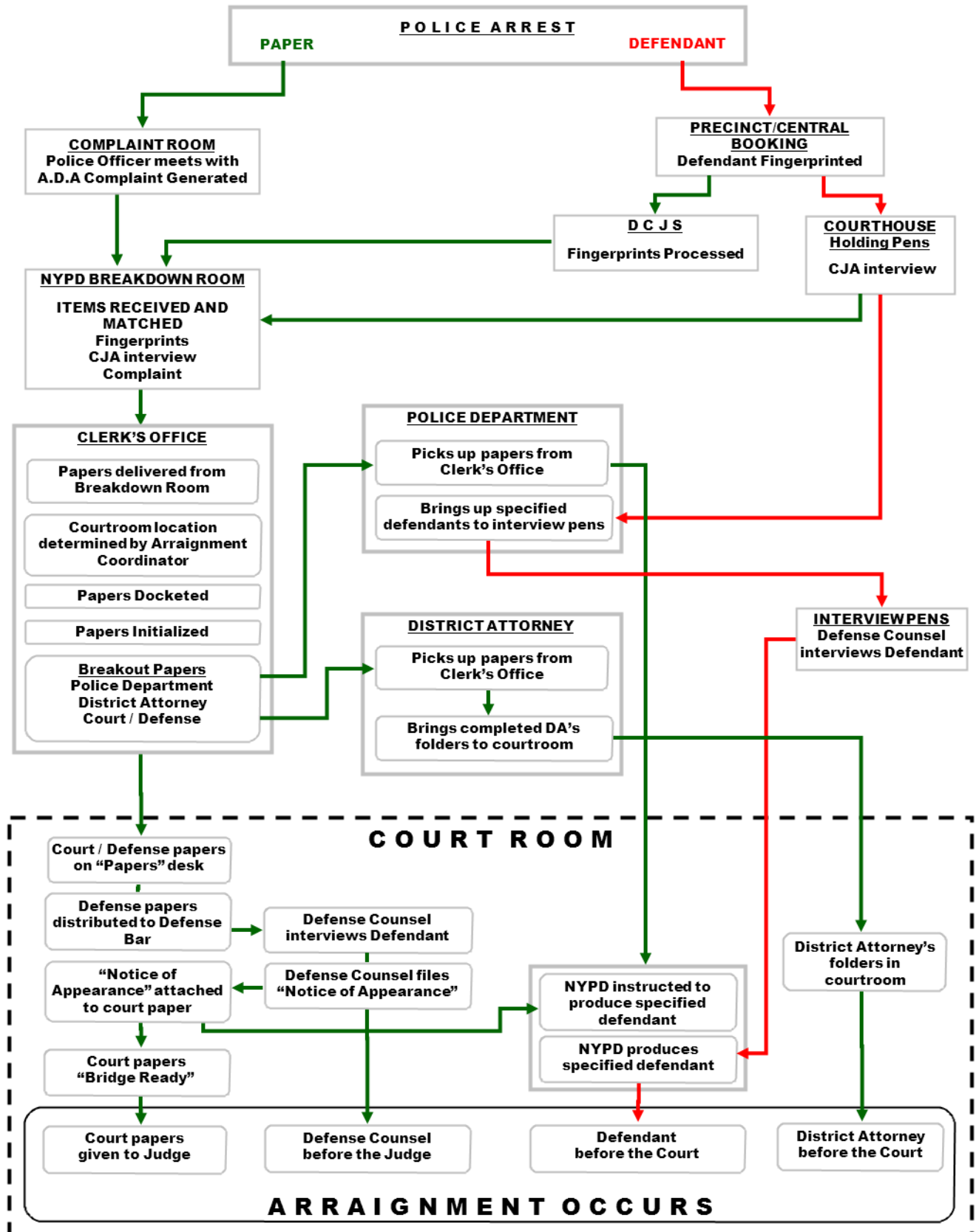
† Excludes arraignments on summonses. For discussion of summons matters, see page 33.



		Citywide	Bronx	Kings	New York	Queens	Richmond
2008	Total	358,559	76,923	96,498	103,398	68,669	13,071
	Felony	59,886	15,543	16,543	15,732	9,685	2,383
	Misdemeanor	259,119	57,588	68,335	74,542	48,809	9,845
	Infraction/Violation	27,267	1,173	8,479	9,486	7,716	413
	Other	12,287	2,619	3,141	3,638	2,459	430
2007	Total	358,079	76,631	96,760	104,333	69,500	10,855
	Felony	61,396	16,042	16,497	16,215	10,602	2,040
	Misdemeanor	257,202	56,439	68,776	75,882	47,973	8,132
	Infraction/Violation	27,090	1,319	8,288	8,640	8,502	341
	Other	12,391	2,831	3,199	3,596	2,423	342
2006	Total	332,496	67,839	89,975	96,876	67,003	10,803
	Felony	59,637	14,120	16,377	16,344	10,735	2,061
	Misdemeanor	238,665	49,053	63,860	70,216	47,443	8,093
	Infraction/Violation	22,527	2,022	6,448	7,067	6,670	320
	Other	11,667	2,644	3,290	3,249	2,155	329
2005	Total	317,286	66,764	83,692	95,661	61,926	9,243
	Felony	57,475	14,003	14,314	16,846	10,465	1,847
	Misdemeanor	228,285	47,782	60,506	69,396	43,803	6,798
	Infraction/Violation	20,946	2,498	5,765	6,432	5,912	339
	Other	10,580	2,481	3,107	2,987	1,746	259



Arrest to Arraignment Flowchart





Arraignment Dispositions

While only the first court appearance, more cases are disposed of in arraignment than at any other stage in the life of a Criminal Court filing. Citywide, approximately half of all case filings were disposed of at their initial court appearance.

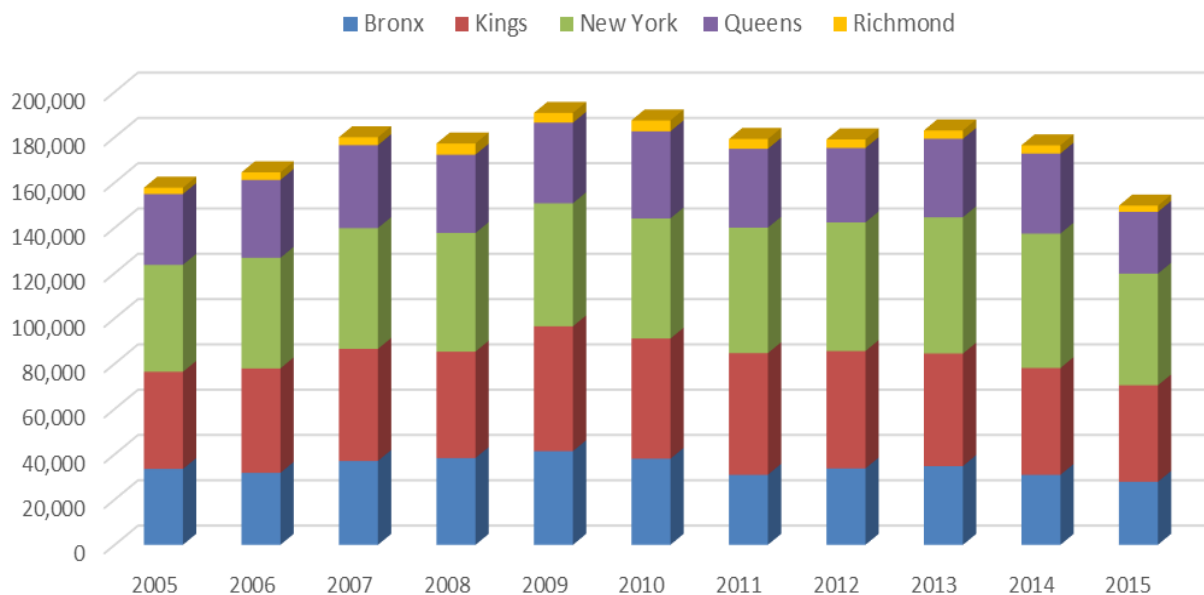
Almost all of these dispositions involved misdemeanor or other petty offenses. Disposition rates in the five counties are fairly consistent except for Staten Island where about 25% of all cases are disposed of in arraignments.

Dispositions at Arraignment†

	Citywide		Bronx		Kings		New York		Queens		Richmond	
	Number	Percent	Number	Percent	Number	Percent	Number	Percent	Number	Percent	Number	Percent
2015	149,765	47.4	27,827	46.6	42,634	47.2	49,281	54.1	27,266	42.7	2,757	25.4
2014	176,417	49.1	30,903	44.2	47,183	47.2	59,346	56.3	35,341	48.4	3,644	32.7
2013	182,988	50.2	34,790	47.7	49,684	47.8	60,186	56.1	34,630	50.0	3,698	32.7
2012	179,007	51.0	33,714	51.8	51,855	49.6	56,830	54.6	32,849	49.5	3,759	34.3
2011	179,221	50.4	30,946	44.6	53,727	52.5	55,370	53.5	34,849	50.1	4,329	39.9
2010	187,414	50.3	38,039	48.1	53,054	51.2	53,054	50.8	38,474	52.8	4,793	38.0
2009	190,718	49.9	41,391	50.6	55,107	51.0	54,330	50.0	35,589	49.7	4,301	35.6
2008	177,209	49.1	38,323	48.9	46,978	47.6	52,397	50.6	34,586	50.7	4,925	39.5
2007	179,973	49.9	37,026	48.3	49,504	50.5	53,335	51.5	36,611	52.2	3,497	31.8
2006	164,491	49.3	31,793	46.9	46,127	50.7	48,831	50.4	34,427	52.0	3,313	32.3
2005	157,728	49.4	33,524	50.2	42,885	50.3	47,233	49.1	31,249	51.2	2,837	31.3

† Figures listed are the percentage of all of that year's dispositions

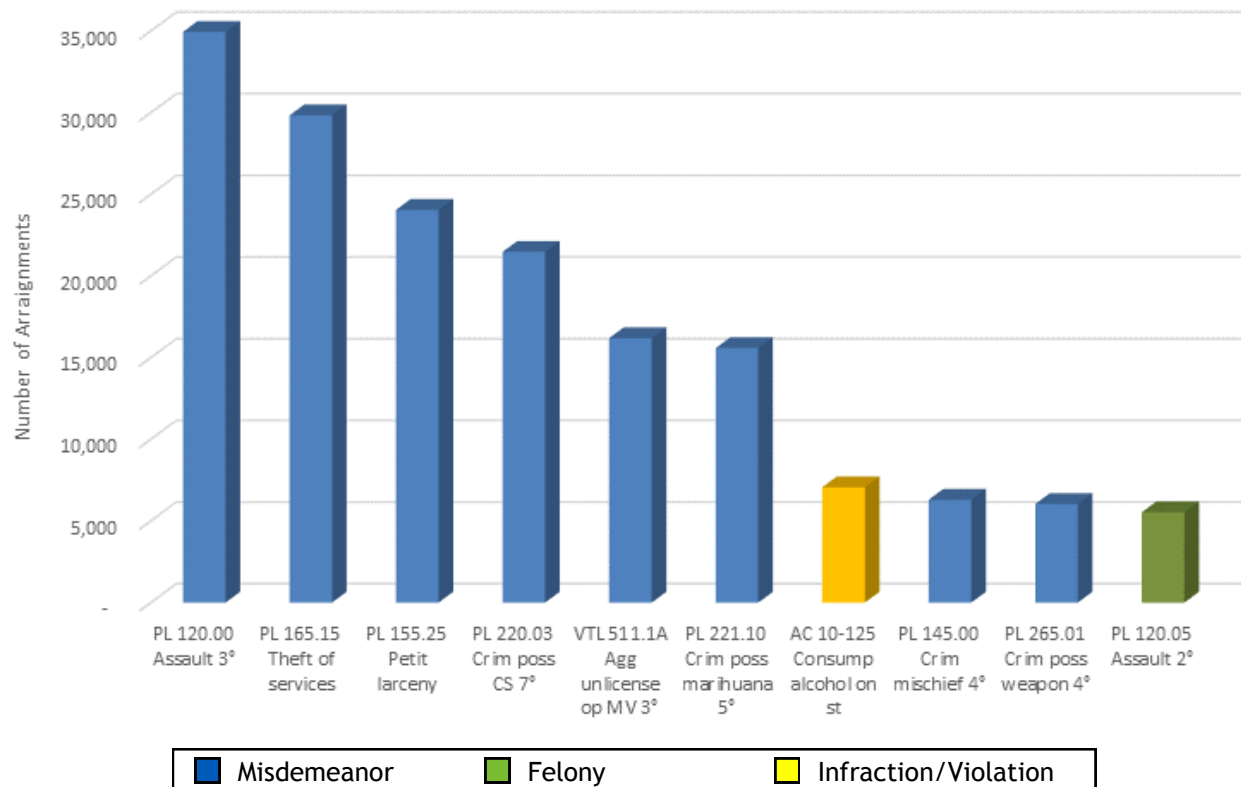
Dispositions at Arraignment



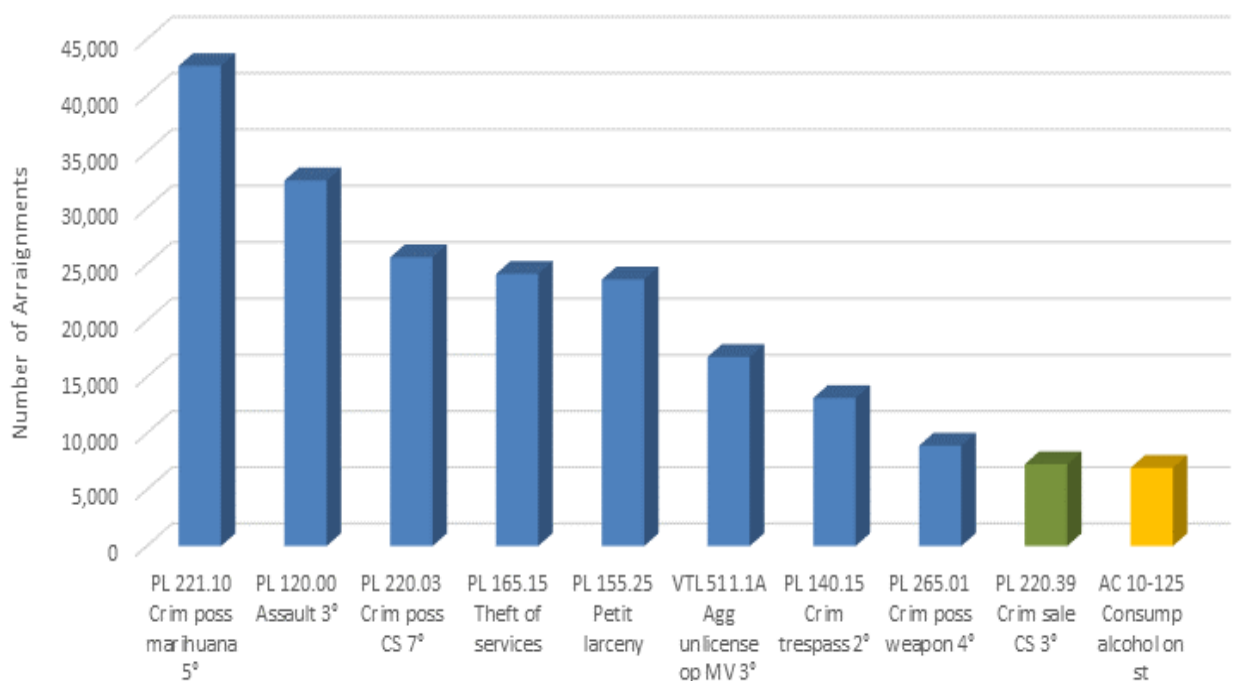


Most Frequently Charged Offenses At Arraignment

Top Ten Arraignment Charges - 2015



Top Ten Arraignment Charges - 2010





Top 10 Arraignment Charges Citywide

Comparison by most frequently arraigned		2015	2010	2005	2000
PL	120.00 Assault 3°	1	2	3	3
PL	165.15 Theft of Services	2	4	5	4
PL	155.25 Petit larceny	3	5	4	7
PL	220.03 Crim poss CS 7°	4	3	1	2
VTL	511.1A Agg unlicensed op MV 3°	5	6	6	—
PL	221.10 Crim poss marihuana 5°	6	1	2	1
AC	10-125 Consump alcohol on st	7	10	10	—
PL	145.00 Criminal mischief 4°	8	—	—	—
PL	265.01 Crim poss weapon 4°	9	8	—	—
PL	120.05 Assault 2°	10	—	—	—
PL	220.39 Crim sale CS 3°	—	9	7	6
PL	140.15 Criminal trespass 2°	—	7	8	8
VTL	511.1 Agg unlicensed op MV 3°	—	—	9	5
PL	221.40 Crim sale marihuana 4°	—	—	—	9
PL	140.10 Crim trespass 3°	—	—	—	10

Top 10 Misdemeanor Arraignment Charges Citywide

Comparison by most frequently arraigned		2015	2010	2005	2000
PL	120.00 Assault 3°	1	2	3	3
PL	165.15 Theft of services	2	4	5	4
PL	155.25 Petit larceny	3	5	4	6
PL	220.03 Crim poss CS 7°	4	3	1	2
VTL	511.1A Agg unlicensed op MV 3°	5	6	6	—
PL	221.10 Crim poss marihuana 5°	6	1	2	1
PL	145.00 Crim mischief 4°	7	—	—	—
PL	265.01 Crim poss weapon 4°	8	8	9	—
PL	140.15 Criminal trespass 2°	9	7	7	7
PL	215.50 Crim contempt 2°	10	—	—	—
PL	140.10 Criminal trespass 3°	—	10	—	9
PL	205.30 Resisting arrest	—	9	10	—
VTL	511.1 Agg unlic op MV 3°	—	—	8	5
PL	120.14 Menacing 2°	—	—	—	10
PL	221.40 Crim sale marihuana 4°	—	—	—	8

Top 10 DAT Arraignment Charges Citywide

Comparison by most frequently arraigned		2015	2010	2005	2000
PL	221.10 Crim poss marihuana 5°	1	1	1	3
PL	155.25 Petit larceny	2	2	2	5
VTL	511.1A Agg unlicensed op MV 3°	3	4	5	—
PL	220.03 Crim poss CS 7°	4	5	7	6
PL	165.15 Theft of services	5	3	6	2
PL	120.00 Assault 3°	6	6	4	1
PL	265.01 Crim poss weapon 4°	7	8	—	—
VTL	511.1 Agg unlicensed op MV 3°	8	—	9	4
PL	140.15 Criminal trespass 2°	9	7	10	8
PL	140.10 Criminal trespass 3°	10	—	—	10
AC	20-453 Unlicensed gen vendor	—	9	3	—
PL	240.30 Agg harassment 2°	—	—	8	7
PL	145.00 Criminal mischief 4°	—	—	—	9
VTL	511 Agg unlicensed op MV 3°	—	10	—	—

Top 10 Felony Arraignment Charges Citywide

Comparison by most frequently arraigned		2015	2010	2005	2000
PL	120.05 Assault 2°	1	2	3	2
PL	220.39 Crim sale CS 3°	2	1	1	1
PL	220.16 Crim poss CS 3°	3	3	2	3
PL	160.10 Robbery 2°	4	4	4	5
PL	155.30 Grand larceny 4°	5	6	6	8
PL	170.25 Crim poss forged ln 2°	6	8	8	—
PL	160.15 Robbery 1°	7	5	5	4
PL	265.03 Crim poss weapon 2°	8	7	—	—
PL	140.25 Burglary 2°	9	9	10	10
PL	215.51 Criminal Contempt 1°	10	—	—	9
PL	155.35 Grand larceny 3°	—	10	9	6
PL	265.02 Crim poss weapon 3°	—	—	7	7



Citywide Summons Operation

In the past year, the personnel supporting the Citywide Summons Operation processed over 330,000 summons filings.

The clerks, data entry and office assistants who comprise the Citywide Summons Operation are responsible for scanning, initializing and docketing every summons case filed with Criminal Court.

Summonses come from over forty certified agencies including the New York City Police Department, Metropolitan Transportation Authority, the New York City Fire Department, the American Society for the Prevention of Cruelty to Animals, Taxi and Limousine Commission, Off Track Betting Corporation, Tax Enforcement, Roosevelt Island Authority and the Unified Court System.

Authorized agencies deliver summonses to the Court's Central Receiving Unit. The Central Receiving Unit separates these summonses by county and appearance date and then looks for serious defects which would prohibit the summons from being docketed, such as a missing signature or narrative, or improper return date. The summonses are then copied into the Court's computer system using high speed scanners which recognize each ticket's bar coded summons number and converts bar code and data into a digital image.

Once the summonses are scanned into the Summons Automated Management System (SAMS), data

entry personnel enter all the pertinent information into the SAMS database and assign each summons a docket number.

After data entry staff log the information and assign a docket number, the summonses are then forwarded to the appropriate county's summons office where the Associate Court Clerk in charge coordinates with the Supervising Judge's office to ensure that a timely review for legal sufficiency takes place prior to the scheduled arraignment date. Summonses that survive judicial review are then calendared for arraignment.

While individual counties still hear and, if necessary, try the individual summons cases, the Citywide Summons Operation's responsibilities do not end when the cases are sent to the individual counties. (Brooklyn and Manhattan cases are heard at 346 Broadway). The Summons team also sends out notices to defendants for cases rejected because of defect or dismissed after judicial review. The Citywide Summons Operation is also the central repository for all summons records. Certificates of disposition are given after a review of the SAMS system for cases adjudicated after 1999. For older cases, books and computer printouts are used by the Summons clerical staff to locate and verify summons dispositions going back to 1970.

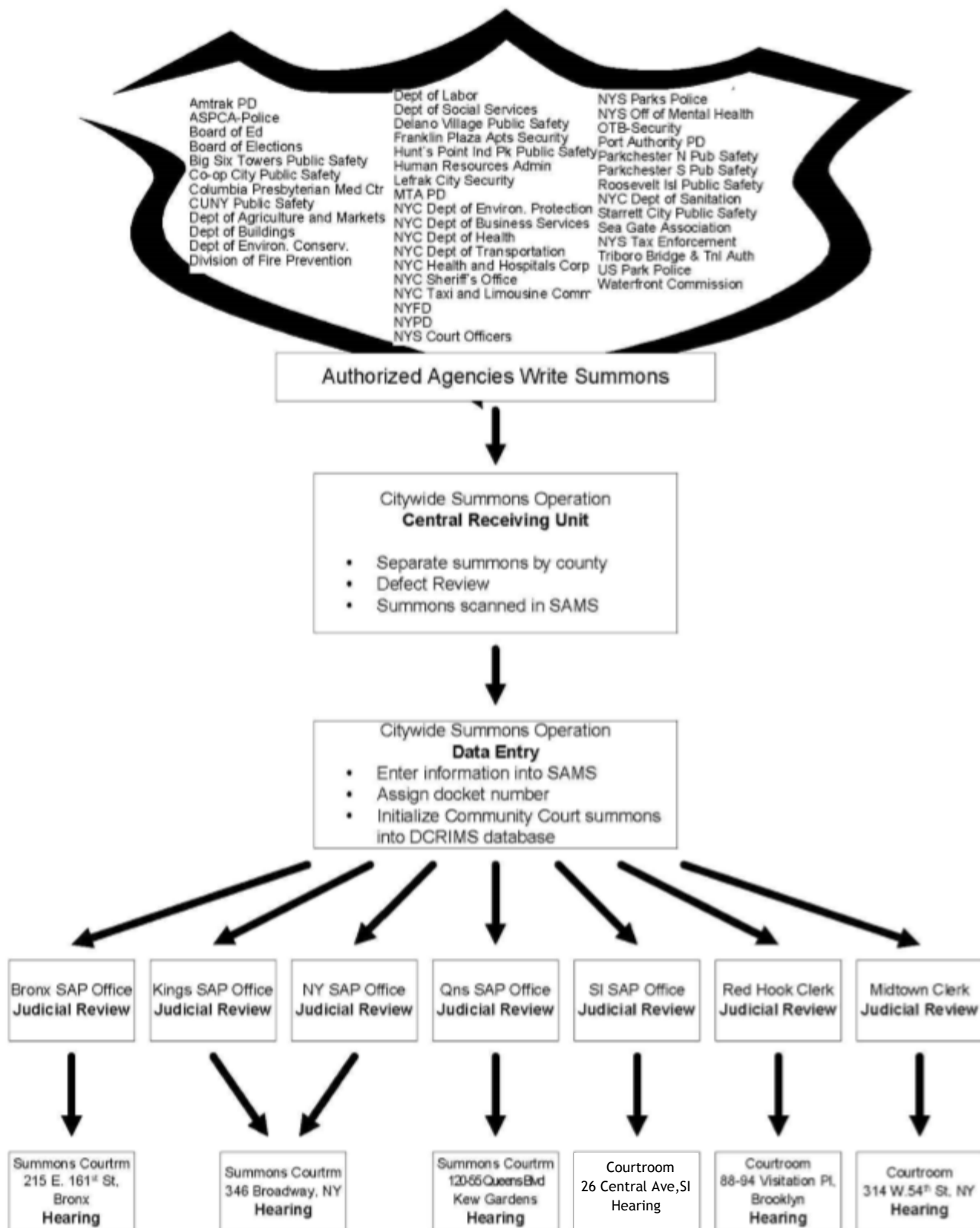
Summonses – Revenue

	Summons Revenue - 2015					
	Citywide	Bronx	Kings**	New York**	Queens	Richmond
Fine City	\$7,408,610	\$251,712	\$23,070	\$6,691,433	\$333,065	\$109,330
Fine State	\$2,086,278	\$400,738	\$2,975	\$1,123,295	\$511,425	\$47,845
Surcharge CVAF	\$10,370	\$2,320	\$1,205	\$1,880	\$3,220	\$1,745
Surcharge Misd	\$2,670	\$170	\$0	\$2,180	\$175	\$145
Surcharge Violation	\$78,827	\$18,974	\$4,440	\$21,575	\$25,248	\$8,590
Surcharge VTL	\$6,508	\$408	\$420	\$2,635	\$1,221	\$1,824
Total	\$9,593,263	\$674,322	\$32,110	\$7,842,998	\$874,354	\$169,479

* **Monies received from summonses issued in Brooklyn that are disposed and paid at 346 Broadway are included in the New York county figures.



Summonses – From Ticket to Hearing

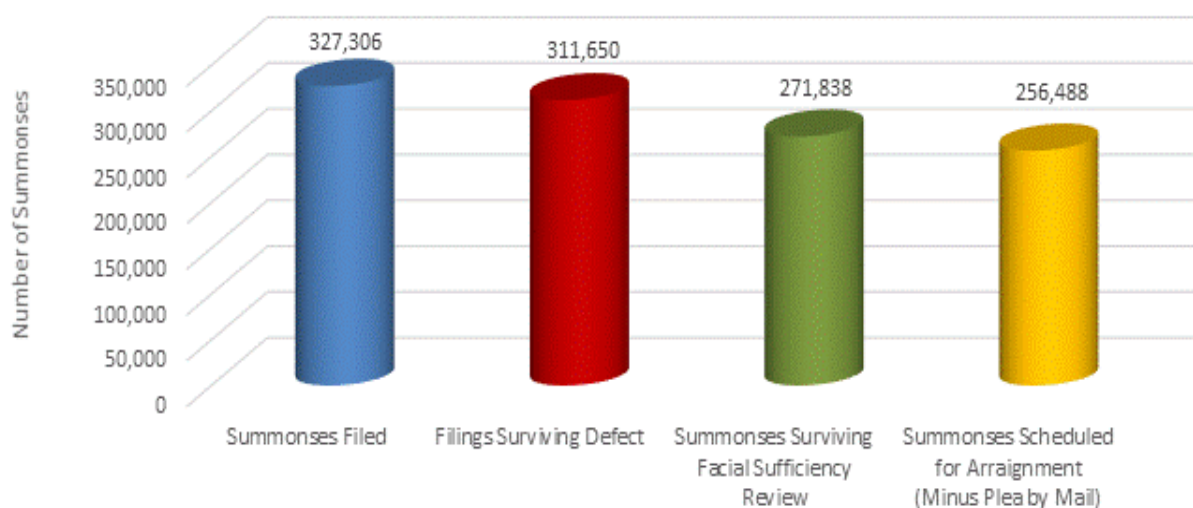




Summonses – Filings, Docketing and Arraignments

Summary of Summons Filings - 2015								
	Citywide	Bronx	Kings	Midtown	New York	Queens	Red Hook	Richmond
Filings	327,306	72,761	87,980	16,907	63,162	65,251	8,798	12,447
Defects (-)	(15,656)	(4,151)	(3,856)	NA	(3,591)	(3,359)	NA	(699)
Docketed Filings	311,650	68,610	84,124	16,907	59,571	61,892	8,798	11,748
Dism Insuff (-)	(39,812)	(12,468)	(9,394)	NA	(11,565)	(6,385)	NA	NA
Surviving Reviews	271,838	56,142	74,730	16,907	48,006	55,507	8,798	11,748
Plea By Mail (-)	(15,350)	(2,059)	(5,858)	NA	(3,715)	(3,603)	NA	(115)
Scheduled Arraignments	256,488	54,083	68,872	16,907	44,291	51,904	8,798	11,633

Summonses Surviving Defect and Facial Sufficiency Review - Citywide

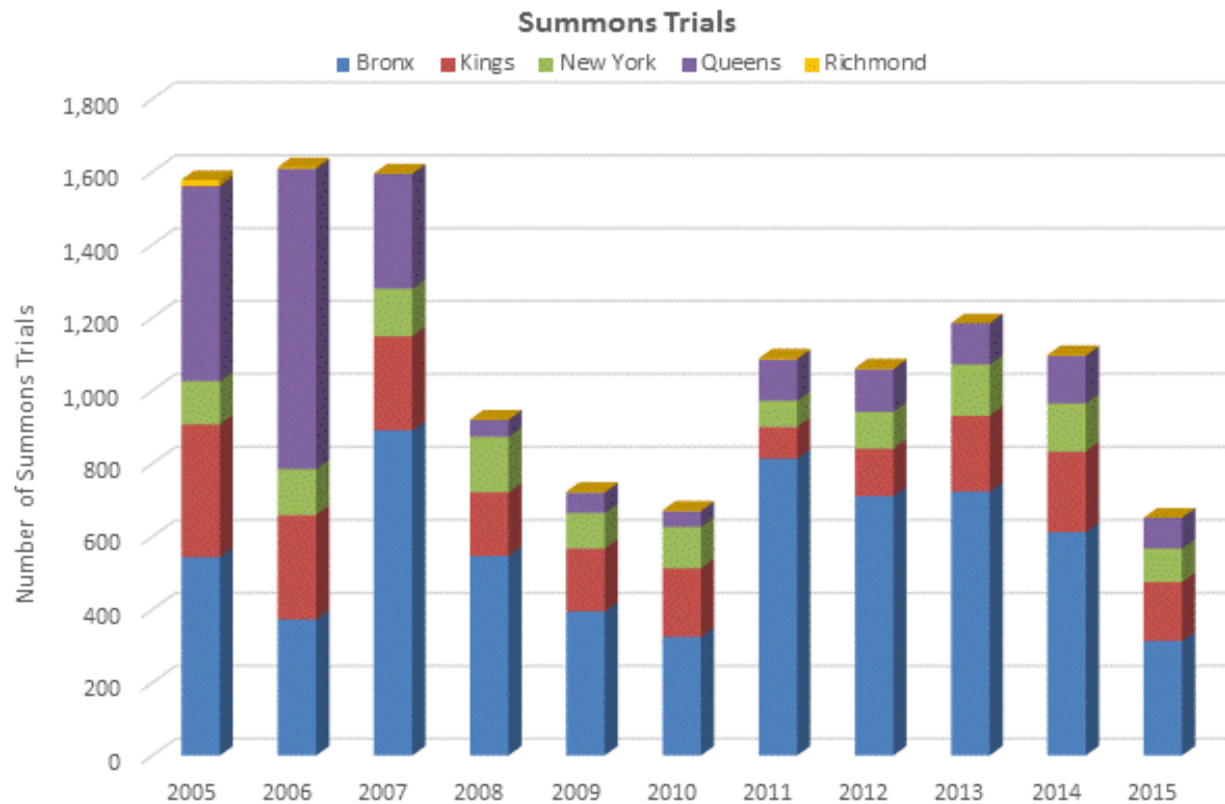


Summons Filings								
	Citywide	Bronx	Kings	Midtown	New York	Queens	Red Hook	Richmond
2015	327,306	72,761	87,980	16,907	63,162	65,251	8,798	12,447
2014	391,171	82,554	99,879	23,329	79,977	81,053	9,588	14,791
2013	458,095	95,250	115,580	28,938	101,492	89,404	12,379	15,052
2012	510,370	115,647	124,649	27,038	117,178	96,276	13,383	16,199
2011	528,618	110,020	130,095	26,730	131,755	99,784	12,747	17,487
2010	577,664	125,945	156,417	22,585	138,832	104,385	12,575	16,925
2009	600,034	131,267	174,642	12,451	146,119	110,426	8,308	16,821
2008	563,157	120,331	161,271	20,131	133,409	101,266	10,830	15,919
2007	601,457	123,034	165,339	18,734	156,882	112,163	10,057	15,248
2006	602,944	128,551	158,444	15,884	157,356	113,018	11,924	17,767
2005	648,638	150,326	170,926	13,170	168,446	114,250	13,467	18,053

Note: Defective Summonses for Midtown and Red Hook are included in the New York and Brooklyn defects. Dism Insuff represents the number of summonses dismissed as part of the pre-arraignment review (SAP-D calendar). Midtown, Red Hook and Richmond review summonses for legal sufficiency at the scheduled arraignment session.



Summonses – Trials

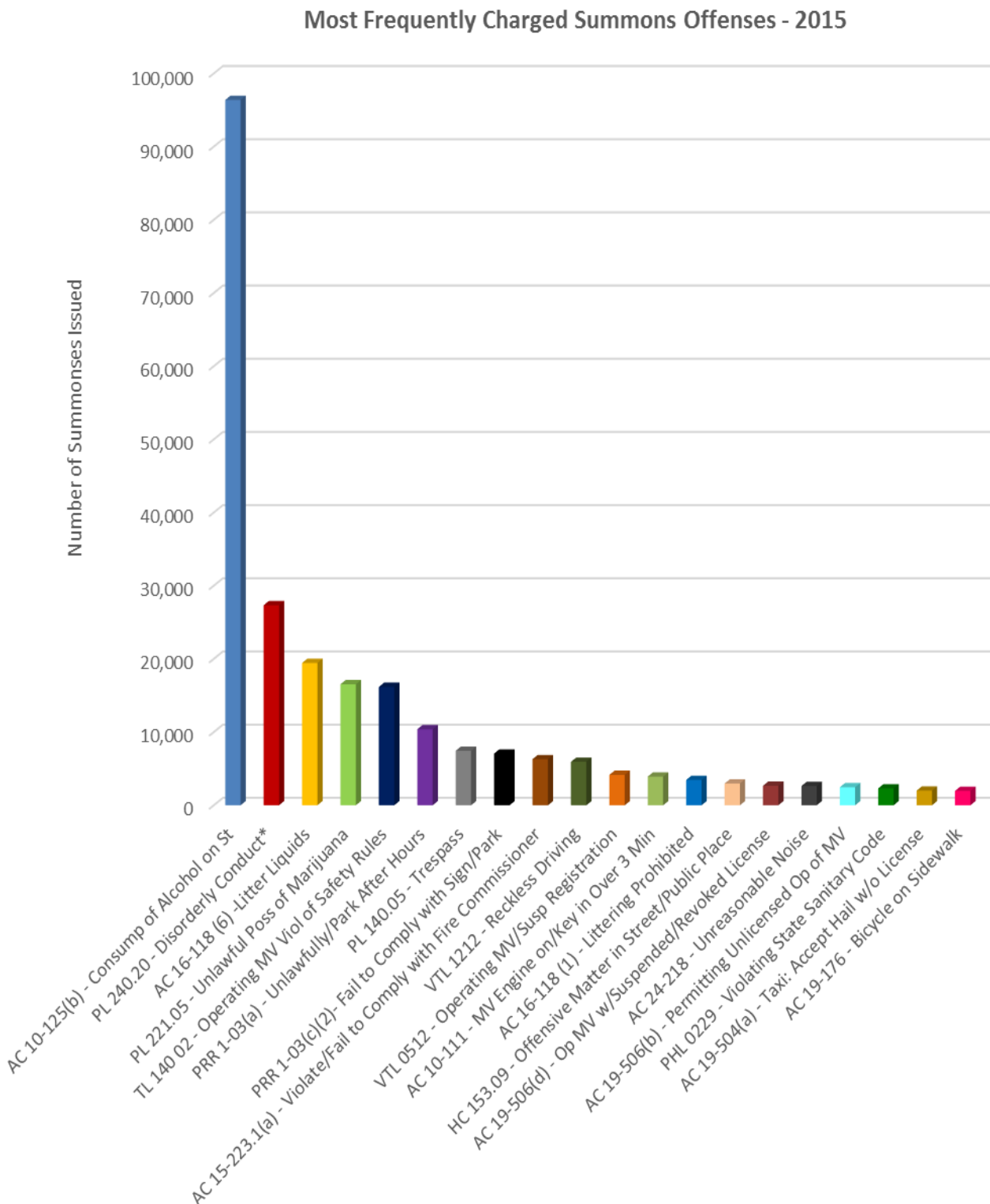


	Citywide	Bronx	Kings	New York	Queens	Richmond
2015	652	314	161	93	84	0
2014	1,098	612	221	132	131	2
2013	1,185	723	208	141	113	0
2012	1,062	711	130	101	117	3
2011	1,089	814	86	73	113	3
2010	672	325	188	114	43	2
2009	723	395	172	98	56	2
2008	921	547	174	153	46	1
2007	1,596	891	258	131	315	1
2006	1,613	373	286	126	824	4
2005	1,578	544	364	118	535	17

** Years 2005 to 2006 do not include Community Court data.



Most Frequently Charged Summons Offenses 2015



* DISORDERLY CONDUCT INCLUDES THE FOLLOWING CHARGES: PL 240.20 (0) (1,802); PL 240.20 (1) (6,654); PL 240.20(2)(2,506); PL 240.20(3)(610); PL 240.20(4)(84); PL 240.20(5)(10,574); PL 240.20(6)(2,572); PL 240.20(7)(2,538)



Pleas By Mail

2005 was the first full calendar year that individuals receiving a Criminal Court summons citing a violation of Section 10-125 (2)(b) of the N.Y.C. Administrative Code-“Consumption of Alcohol on Streets Prohibited” (also known as “Consumption of Alcohol in Public”) were eligible to plead guilty and pay a \$25 fine by mail. 2005 also marked the first year that this program, originally piloted in Queens County, expanded to the entire city.

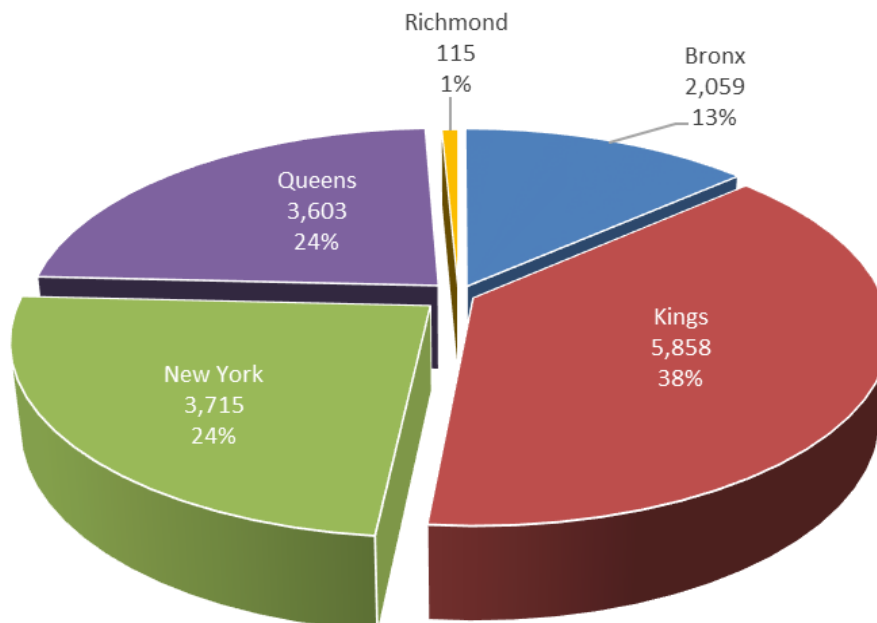
The summons form added the additional charge NYC Admin Code 16-118(6) - “Noxious Fluids in a Roadway” (also known as “Public Urination”) was piloted in Queens beginning the Fall of 2009 and expanded citywide in the summer of 2010.

In 2015, 15,530 people chose to plead guilty by mail and sent a check or money order to the court. These individuals did not appear in court.

Pleas By Mail

	Citywide	Bronx	Kings	New York	Queens	Richmond
2015	15,350	2,059	5,858	3,715	3,603	115
2014	18,807	2,201	5,593	4,935	5,832	246
2013	20,691	3,091	6,016	5,596	5,755	233
2012	15,074	2,022	5,014	3,834	4,156	48
2011	10,780	1,167	3,626	4,237	1,722	28
2010	13,686	1,148	3,954	4,054	4,511	19
2009	14,554	897	3,268	4,108	6,277	4
2008	13,501	920	3,409	4,745	4,416	11
2007	11,221	887	2,272	3,306	4,743	13
2006	8,554	659	1,803	2,497	3,575	20
2005	9,724	895	1,840	3,055	3,907	27

Pleas by Mail - 2015





COURT OPERATIONS — PRE-TRIAL ALL-PURPOSE PARTS

The All-Purpose or "AP" Parts are the motion parts of the Criminal Court. Extensive plea negotiations take place in these courtrooms prior to the case being in a trial-ready posture. In addition, depending upon caseloads, the judges in the AP Parts may conduct pre-trial hearings, felony hearings and bench trials.

Misdemeanors are typically sent to the AP Parts from arraignments so that cases may be made ready for trial. If, at arraignment, the defendant is arraigned on a misdemeanor complaint and the case is not converted to an information, the AP Part prosecutor files the necessary affidavits and depositions to make the allegations non-hearsay.

AP Parts throughout the city dispose of tens of thousands of cases each year as a result of negotiations between defense counsels and prosecutors. In the five counties, there were 160,105 cases disposed of in AP Parts, accounting for 51% of all dispositions throughout the year.

AP Parts decide most of the motions submitted on misdemeanor cases. The majority of motions to dismiss for such grounds as facial insufficiency, denial of speedy trial rights, in the furtherance of justice or any other jurisdictional or legal impediment are typically raised in the AP Part. Omnibus motions, which include discovery requests, bills of

particulars, motions to suppress evidence and requests for pre-trial hearings are usually filed and decided in the AP Part. Increasingly, district attorneys' offices are agreeing to open file discovery in the AP Part, which involves the prosecutor turning over to defense counsel most of the police reports and information in the district attorney's files without the defense attorneys filing omnibus motions, speeding the way to real trial readiness.

However, the AP Part truly lives up to its name. These parts also hear bail applications; act as the return parts for defendants brought back on bench warrants; hear violation of probation matters; and, to a limited degree, conduct pre-trial hearings and bench trials. Over the years, some of the AP Parts have become specialized. Included in this section are problem-solving courts designed to focus on various societal problems, including Domestic Violence Courts and Drug Courts.

Note: While these specialized parts are AP Parts, for the purposes of this report they are reported separately. Statistics on AP Parts include only "non-specialized courtrooms." Information on the "specialized" courtrooms appears in separate sections.

2015	Citywide	Bronx	Kings	New York	Queens	Richmond
Number of AP Parts	35.8	8.8	11.0	7.7	7.3	1.0
Average # AP Parts Open Daily	29.4	6.7	8.6	7.3	6.4	0.8

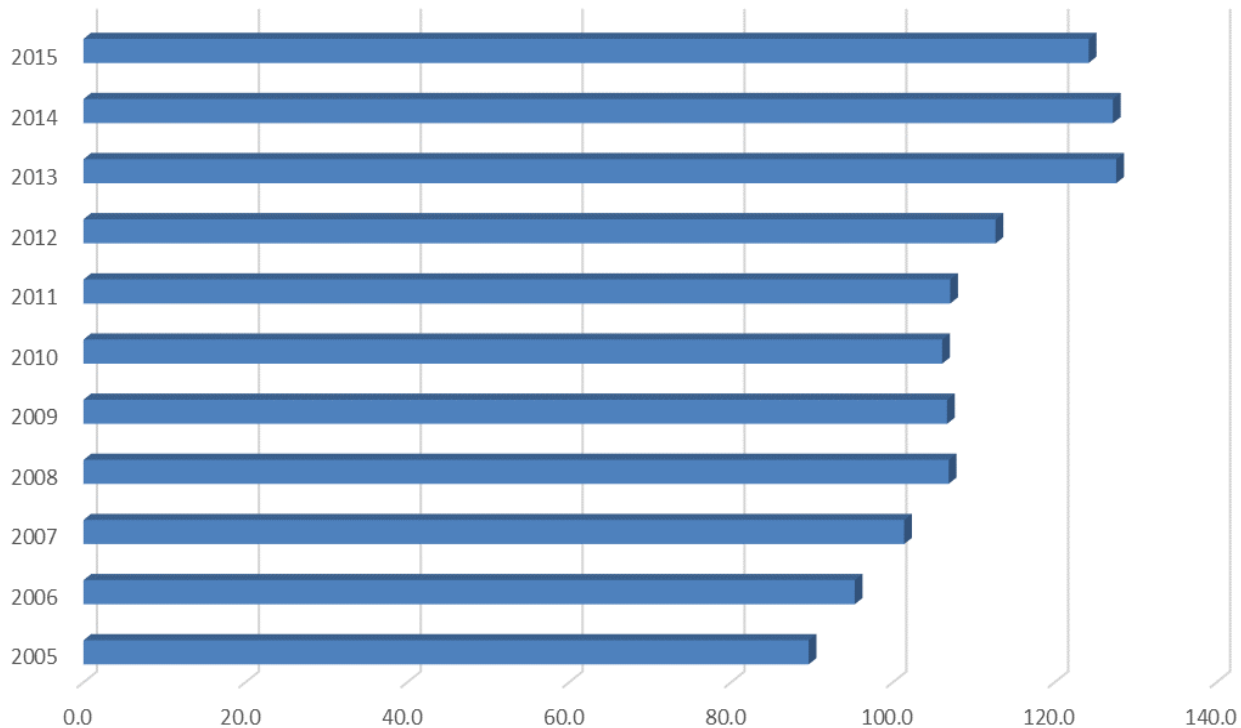
Mean Number of Appearances of Dockets Surviving Arraignments and Disposed in AP Parts Citywide

2015	4.3	5.2	4.0	4.0	4.2	4.5
------	-----	-----	-----	-----	-----	-----



COURT OPERATIONS – PRE-TRIAL ALL-PURPOSE PARTS

Mean Disposition Age of Docket Surviving Arraignments and Disposed in AP Parts



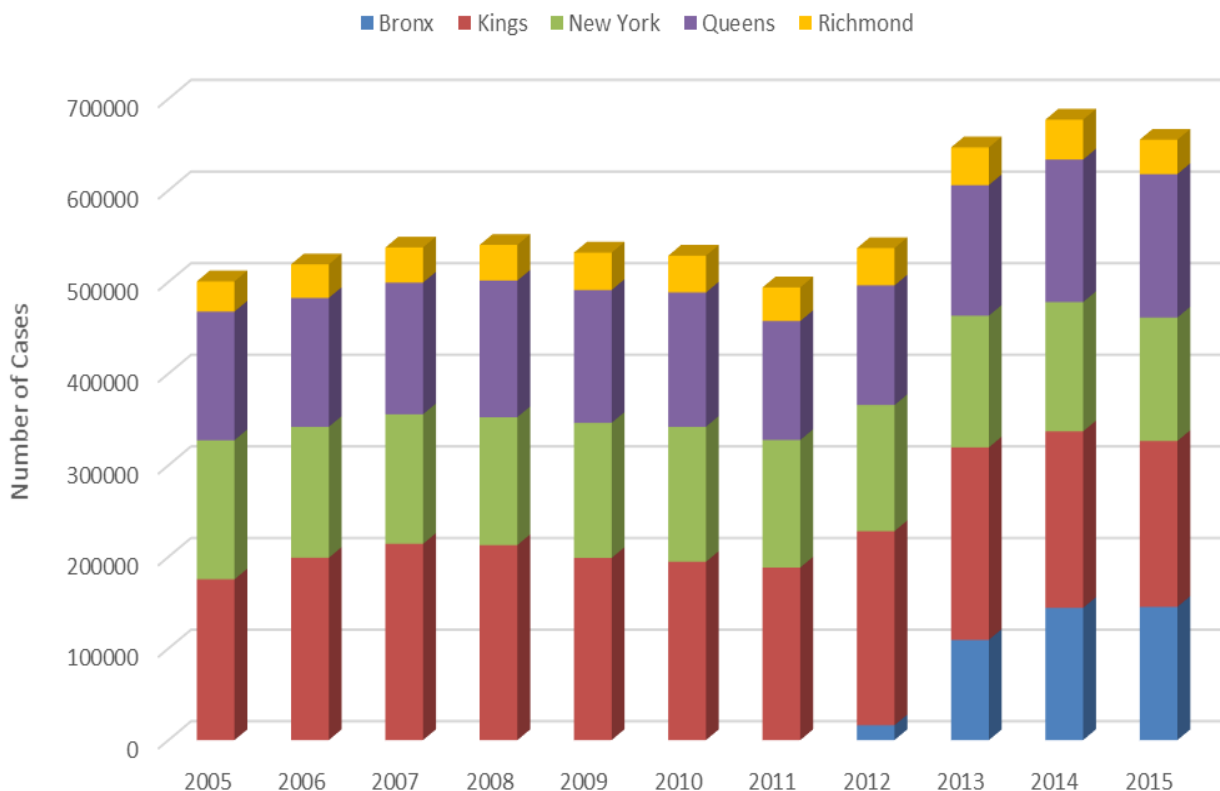
Mean Disposition Age of Dockets Surviving Arraignment and Disposed in AP Parts (Days)

	Citywide	Bronx	Kings	New York	Queens	Richmond
2015	124.2	161.5	106.0	120.8	118.3	149.2
2014	127.2	179.5	107.2	126.6	109.6	132.4
2013	127.6	186.9	107.0	125.2	106.2	143.4
2012	112.7	167.3	102.0	110.9	101.5	144.0
2011	107.1		101.4	114.8	100.0	125.7
2010	106.1		100.8	116.1	94.7	122.9
2009*	106.7		103.1	114.2	98.3	114.8
2008*	106.9		100.7	118.1	99.2	103.7
2007*	101.4		94.0	109.7	98.2	103.6
2006	95.3		82.3	108.7	93.1	88.3
2005	89.6		73.5	104.0	86.5	88.0

*Revised data for year 2009 annual report includes Kings FD part data for years 2006 to 2009, Richmond AP3 data when staffed by a Judge and revised 2008 data all counties.



Number of Calendared Cases in AP Parts



Number of Calendared Cases in AP Parts

	Citywide	Bronx	Kings	New York	Queens	Richmond
2015	655,332	145,477	181,025	134,733	156,575	37,522
2014	677,213	144,249	192,748	141,067	155,631	43,518
2013	646,949	109,337	210,213	143,660	142,530	41,209
2012**	536,973	16,190	211,867	137,638	130,570	40,708
2011	494,118		188,376	139,100	129,853	36,789
2010	528,712		194,655	147,293	146,663	40,101
2009*	532,101		198,865	147,388	145,110	40,738
2008*	540,509		212,784	139,673	149,126	38,926
2007*	537,729		214,200	141,377	143,828	38,324
2006*	519,262		199,017	142,900	140,704	36,641
2005	500,705		175,467	151,792	140,548	32,898

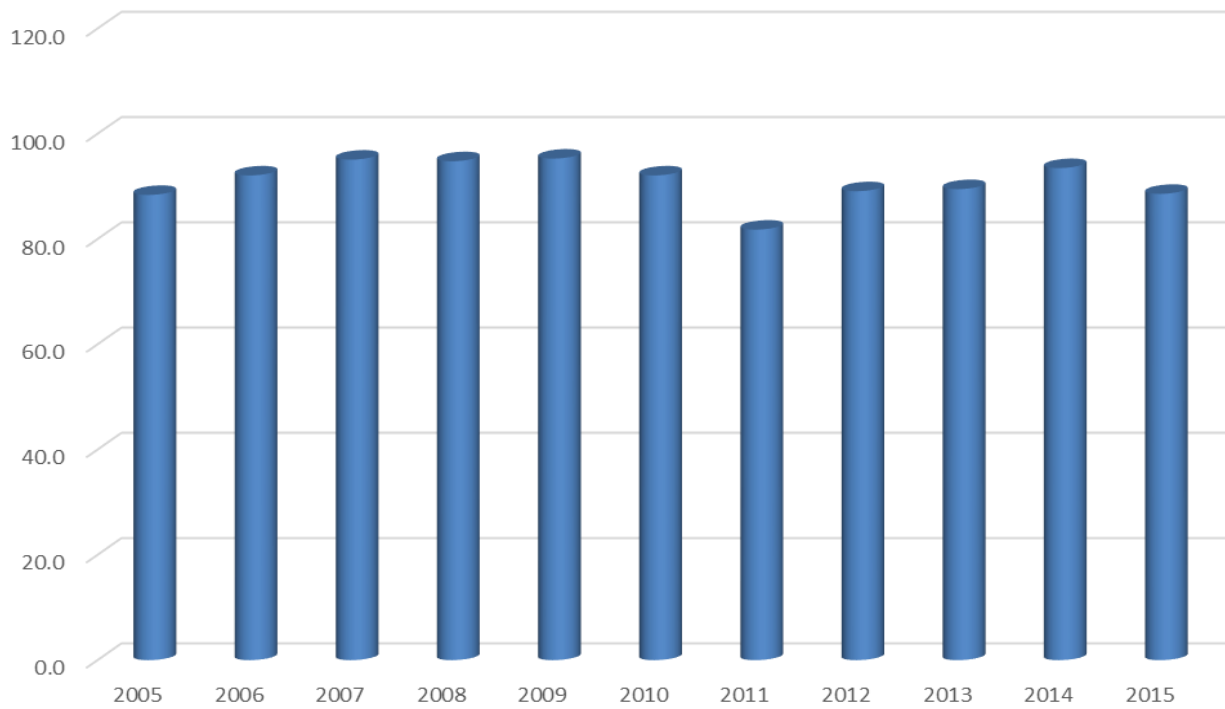
*Revised data for year 2009 annual report includes Kings FD part data for years 2006 to 2009, Richmond AP3 data when staffed by a Judge and revised 2008 data all counties.

**Year 2012 includes Bronx County data for October 2012 to December 2012.



COURT OPERATIONS – PRE-TRIAL ALL PURPOSE PARTS

Mean Number of Cases Calendared Per Day in AP Parts - Citywide



Mean Number of Cases Calendared Per Day in AP Parts

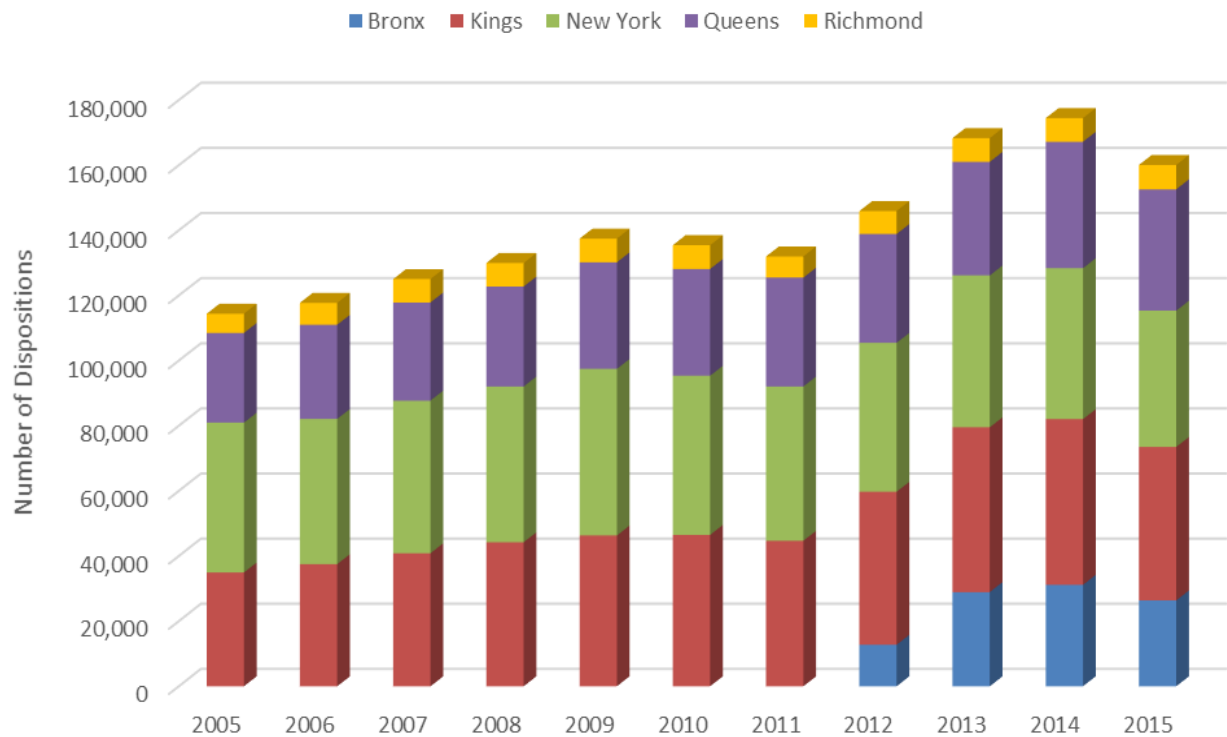
	Citywide	Bronx**	Kings	New York	Queens	Richmond
2015	88.6	88.1	84.1	74.2	99.3	182.6
2014	93.5	88.4	95.4	81.2	96.4	180.3
2013	89.5	80.6	93.9	81.3	87.6	169.8
2012**	89.1	53.6	94.4	81.7	84.5	161.0
2011	81.8		83.5	77.9	74.8	141.4
2010	92.1		85.1	92.2	91.8	155.7
2009	95.3		95.0	89.2	95.2	130.4
2008*	94.8		98.1	83.2	96.8	123.5
2007*	95.1		99.2	86.9	93.7	114.5
2006*	92.1		93.3	87.2	91.5	112.0
2005	88.4		82.7	90.1	91.4	103.5

*Revised data for year 2009 annual report includes Kings FD part data for years 2006 to 2009, Richmond AP3 data when staffed by a Judge; and) revised 2008 data all counties.

**Year 2012 includes Bronx County data for October 2012 to December 2012.



Dispositions in AP Parts



Total Dispositions in AP Parts

	Citywide	Bronx	Kings	New York	Queens	Richmond
2015	160,105	26,391	47,131	41,854	37,254	7,475
2014	174,500	31,153	50,903	46,367	38,819	7,258
2013	168,348	28,931	50,618	46,644	34,870	7,285
2012	145,948	12,738	47,012	45,728	33,431	7,039
2011	132,009		44,689	47,390	33,442	6,488
2010	135,474		46,501	48,886	32,779	7,308
2009	137,481		46,317	51,161	32,725	7,278
2008	130,000		44,247	47,824	30,713	7,216
2007	125,061		40,846	46,881	30,139	7,195
2006	117,751		37,538	44,583	28,912	6,718
2005	114,436		34,955	46,017	27,570	5,894



Felony Waiver Parts

Criminal Court has preliminary jurisdiction over felony cases filed in New York City. Criminal Court retains jurisdiction of the felony cases until a grand jury hears the case and indicts the defendant. Defendants charged with felonies are arraigned in the Criminal Court Arraignment Parts and cases are then usually sent to a Felony Waiver Part to await grand jury action. Once the prosecutor notifies the court that indictment has been voted, the case is transferred to Supreme Court.

Felony Waiver Parts are staffed by Criminal Court judges designated as Acting Supreme Court Justices. District Attorneys' Offices will often negotiate plea bargains in these parts by offering the defendant the opportunity to plead guilty to a reduced charge or receive a reduced sentence. Defendants agreeing to plead guilty to a felony in these parts must waive their right to be prosecuted by indictment and agree to prosecution by a Superior Court Information or "SCI," an accusation drafted by the district attorney rather than the

grand jury. Over 20,000 dispositions were taken in felony waiver parts in the five counties in 2015.

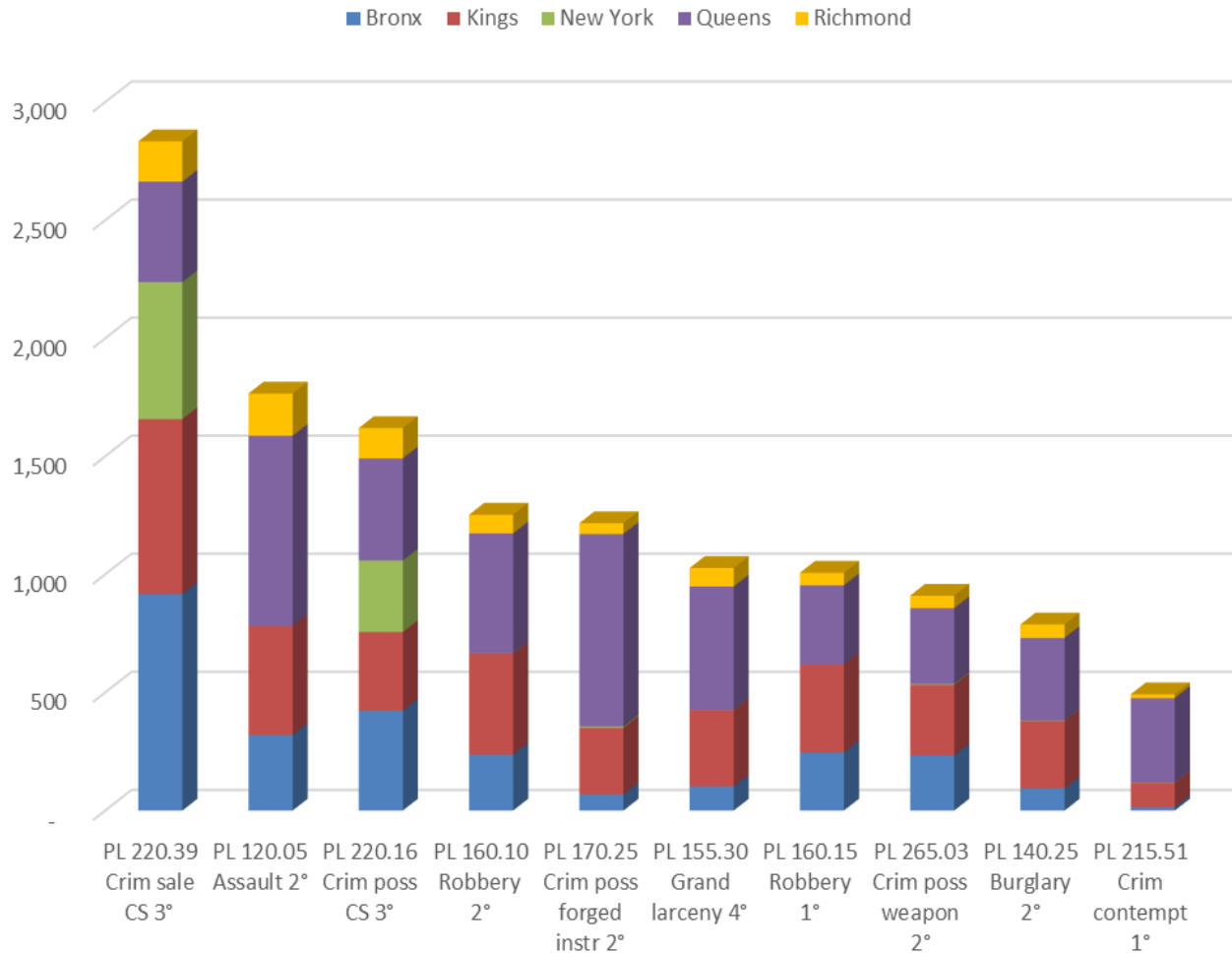
Felony Waiver Parts also hear motions, bail applications and extradition matters among other things. They are among some of the most productive courtrooms in the city. Close to 123,000 appearances on cases were calendared in Criminal Court's Felony Waiver Parts throughout the city of which over 20,000 were disposed. These felony dispositions assisted the five corresponding Supreme Courts allowing them to handle a reduced post-indictment caseload.

While every county disposes of a large amount of drug cases in their Felony Waiver Parts, the practice differs with other cases.

	Number of Felony Waiver Parts					
	Citywide	Bronx	Kings	New York	Queens	Richmond
2015	8.5	2.0	2.0	1.1	3.0	.4



Top 10 Arraignment Charges of Dockets Disposed in Felony Waiver Parts



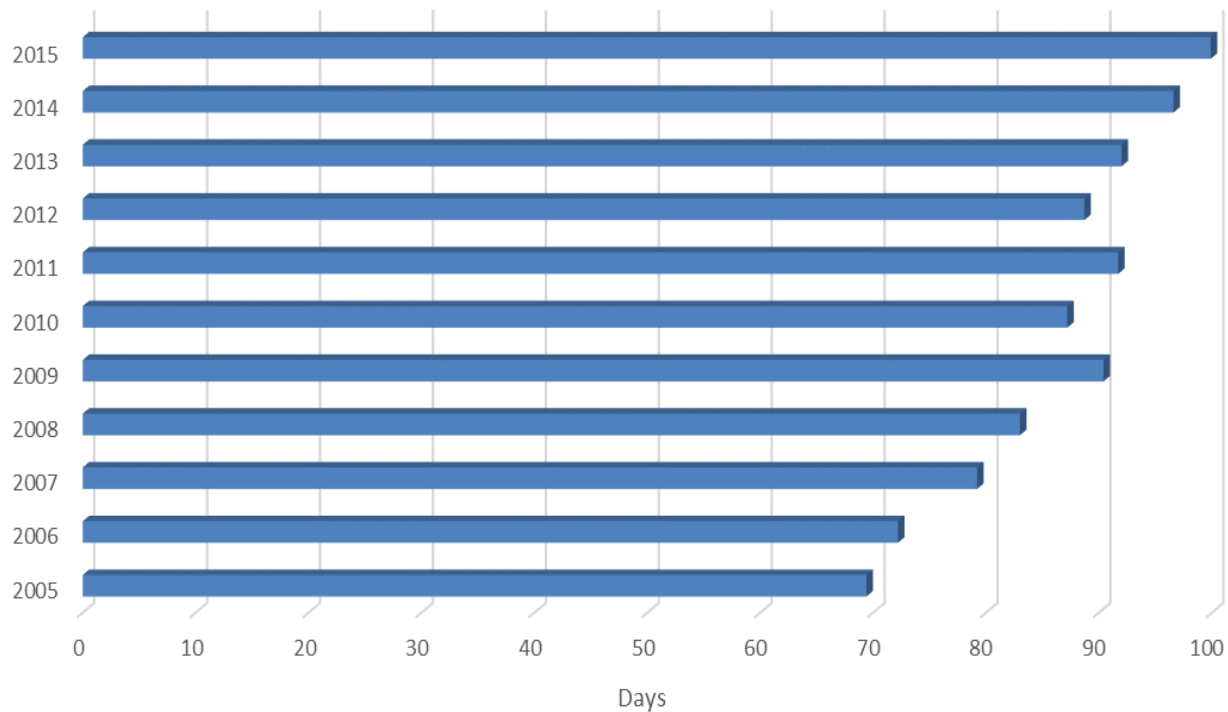
Top Ten Arraignment Charges of Dockets Disposed in Felony Waiver Parts 2015

Number of dispositions for each charge		Citywide	Bronx	Kings	New York	Queens	Richmond
1	PL 220.39 Crim sale CS 3°	2,834	917	741	580	425	171
2	PL 120.05 Assault 2°	1,766	320	462	0	805	179
3	PL 220.16 Crim poss CS 3°	1,620	423	333	303	432	129
4	PL 160.10 Robbery 2°	1,253	237	428	1	508	79
5	PL 170.25 Crim poss forged instr 2°	1,217	68	282	6	815	46
6	PL 155.30 Grand larceny 4°	1,027	102	323	1	523	78
7	PL 160.15 Robbery 1°	1,007	246	373	0	335	53
8	PL 265.03 Crim poss weapon 2°	910	233	299	4	321	53
9	PL 140.25 Burglary 2°	788	94	285	2	350	57
10	PL 215.51 Crim Contempt 1°	492	14	104	1	357	16



Felony Waiver Parts

Mean Age of Dockets Surviving Arraignment and Disposed in Felony Waiver Parts

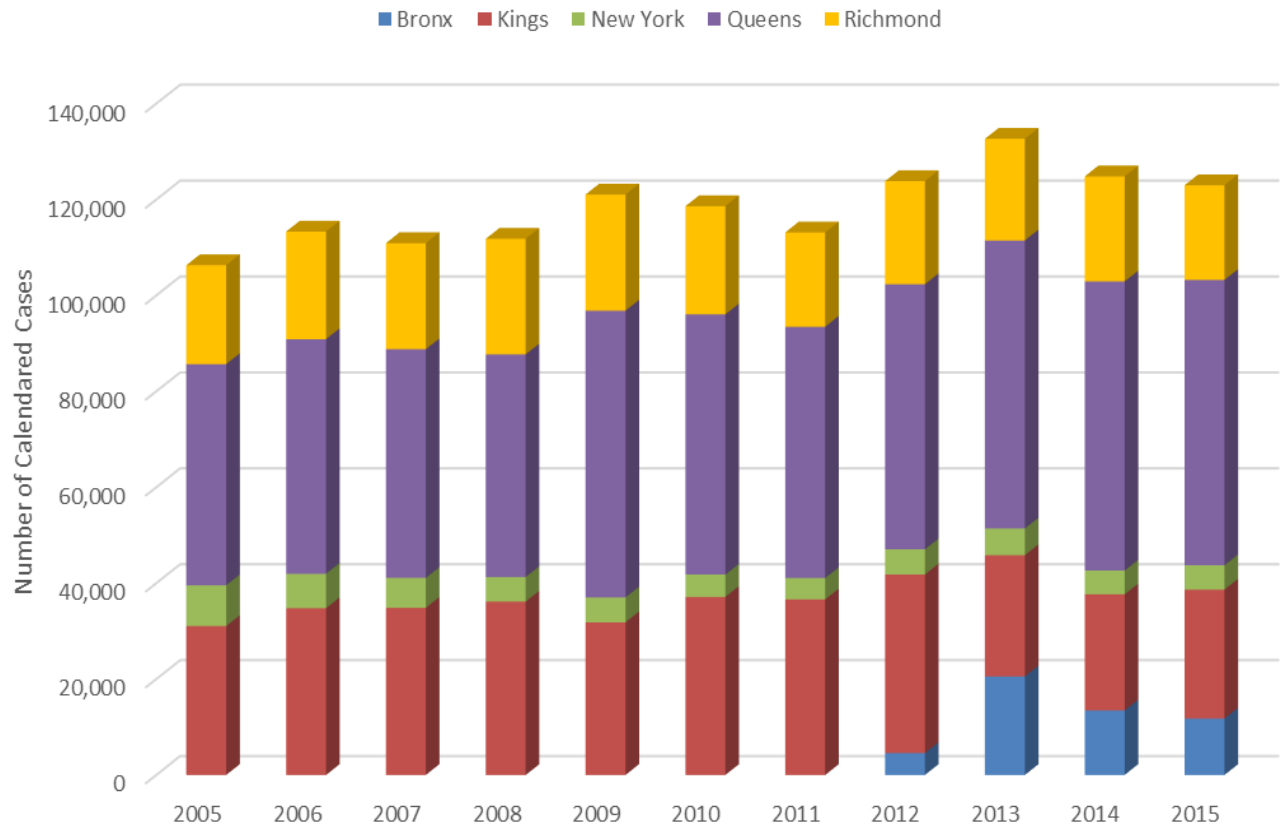


Mean Disposition Age of Dockets Surviving Arraignments and Disposed in Felony Waiver Parts (in days)

	Citywide	Bronx	Kings	New York	Queens	Richmond
2015	99.9	86.0	58.6	60.3	142.1	127.6
2014	96.6	91.8	52.8	59.7	138.3	122.4
2013	92.0	97.0	54.9	60.0	123.5	107.5
2012	88.7	89.5	56.0	54.8	118.8	116.2
2011	91.7		72.0	56.0	119.2	87.9
2010	87.2		61.9	57.3	117.5	87.1
2009	90.4		56.1	53.5	127.4	95.8
2008	83.0		48.0	50.7	126.8	83.5
2007	79.2		45.2	51.3	115.1	78.6
2006	72.2		42.1	53.4	110.9	71.0
2005	69.4		43.2	49.4	103.0	72.1



Number of Calendared Cases Heard in Felony Waiver Parts



Number of Calendared Cases Heard in Felony Waiver Parts

	Citywide	Bronx	Kings	New York	Queens	Richmond
2015	122,986	11,772	26,892	5,086	59,488	19,748
2014	124,827	13,460	24,210	4,949	60,295	21,913
2013	132,661	20,537	25,280	5,577	60,057	21,210
2012	123,833	4,571	37,249	5,234	55,274	21,505
2011	113,140		36,599	4,470	52,405	19,666
2010	118,603		37,118	4,679	54,258	22,548
2009	121,041		31,817	5,203	59,794	24,227
2008	111,818		36,141	5,151	46,403	24,123
2007	110,901		34,852	6,255	47,663	22,131
2006	113,317		34,778	7,176	48,914	22,449
2005	106,306		31,058	8,501	46,118	20,629



Felony Waiver Parts

Total Dispositions in Felony Waiver Parts

		Citywide	Bronx	Kings	New York	Queens	Richmond
2015	Total Dispositons	20,649	3,990	6,067	1,497	7,692	1,403
	% of Arraigned Felony Cases Disposed of in Felony Waiver Pts	43.4					
2014	Total Dispositons	21,583	3,490	6,783	1,692	8,059	1,559
	% of Arraigned Felony Cases Disposed of in Felony Waiver Pts	44.8					
2013	Total Dispositons	25,185	6,577	6,853	1,973	8,188	1,594
	% of Arraigned Felony Cases Disposed of in Felony Waiver Pts	49.1					
2012	Total Dispositons	21,530	3,693	6,713	1,810	7,944	1,370
	% of Arraigned Felony Cases Disposed of in Felony Waiver Pts	54.0					
2011	Total Dispositons	19,054		6,981	1,740	7,612	2,721
	% of Arraigned Felony Cases Disposed of in Felony Waiver Pts	50.9					
2010	Total Dispositions	18,622		6,389	1,939	7,259	3,035
	% of Arraigned Felony Cases Disposed of in Felony Waiver Pts	48.1					
2009	Total Dispositions	20,767		6,982	2,253	8,189	3,343
	% of Arraigned Felony Cases Disposed of in Felony Waiver Pts	51.8					
2008	Total Dispositions	22,739		8,478	2,375	8,482	3,404
	% of Arraigned Felony Cases Disposed of in Felony Waiver Pts	51.3					
2007	Total Dispositions	22,772		7,423	2,792	9,260	3,297
	% of Arraigned Felony Cases Disposed of in Felony Waiver Pts	50.2					
2006	Total Dispositions	25,613		9,748	3,207	9,239	3,419
	% of Arraigned Felony Cases Disposed of in Felony Waiver Pts	56.3					
2005	Total Dispositions	26,195		9,524	3,939	9,500	3,232
	% of Arraigned Felony Cases Disposed of in Felony Waiver Pts	60.3					



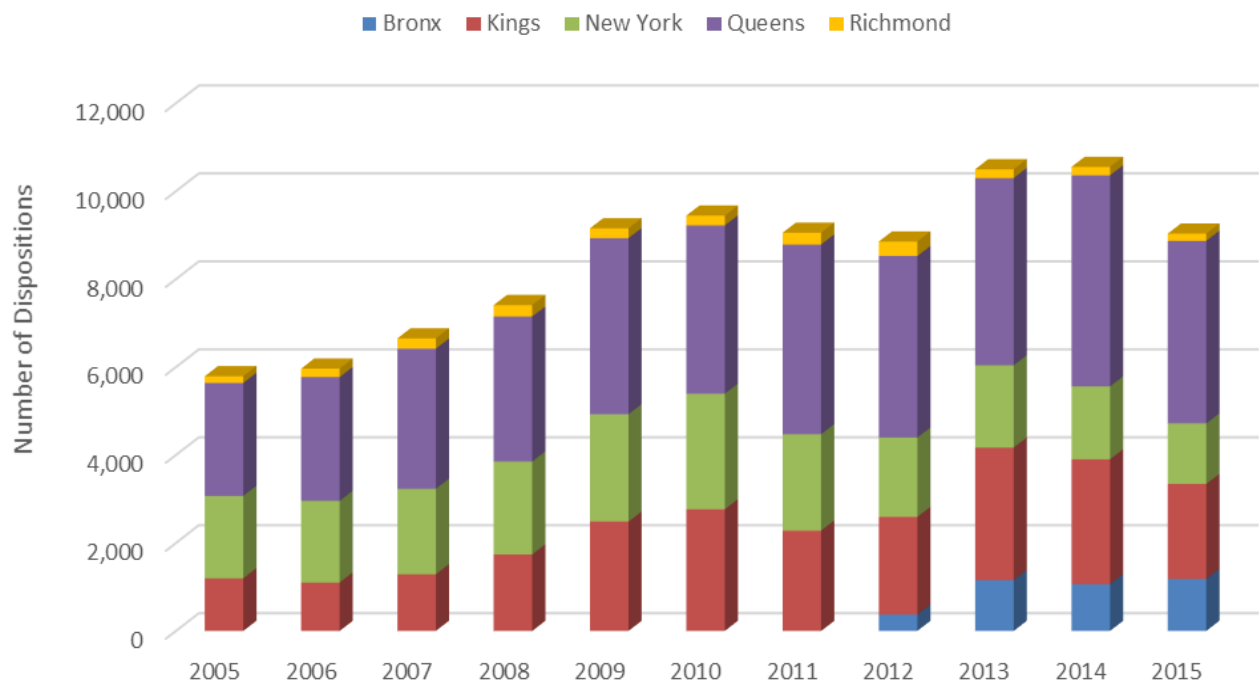
Domestic Violence Courts

Criminal Court operates Domestic Violence or DV courts within every county. The Bronx, Brooklyn, Manhattan and Queens operate DV Complexes, which include an All-Purpose Part and Trial Parts dedicated to adjudicating these types of crimes. In Richmond all DV cases are heard in the regular AP Part. Because of the budgetary constraints, the

Compliance parts were closed.

Domestic Violence courts are forums that focus on crimes related to domestic violence and abuse and improving the administration of justice surrounding these types of crimes.

DV Part Dispositions



Number of Domestic Violence Court Parts in Criminal Court *

	Citywide	Bronx	Kings	New York	Queens	Richmond
2015	5.7	1.0	2.0	1.0	1.5	.2

Total Number of Plea Dispositions in DV Parts

2015	9,035	1,184	2,159	1,377	4,151	164
2014	10,554	1,062	2,841	1,660	4,798	193
2013	10,500	1,155	3,016	1,870	4,258	201
2012	8,856	370	2,222	1,805	4,129	330
2011	9,055		2,281	2,194	4,313	267
2010	9,446		2,767	2,629	3,825	225
2009	9,158		2,486	2,442	4,006	224
2008	7,411		1,741	2,111	3,297	262
2007	6,654		1,290	1,942	3,186	236
2006	5,965		1,100	1,857	2,815	193
2005	5,793		1,197	1,874	2,568	154



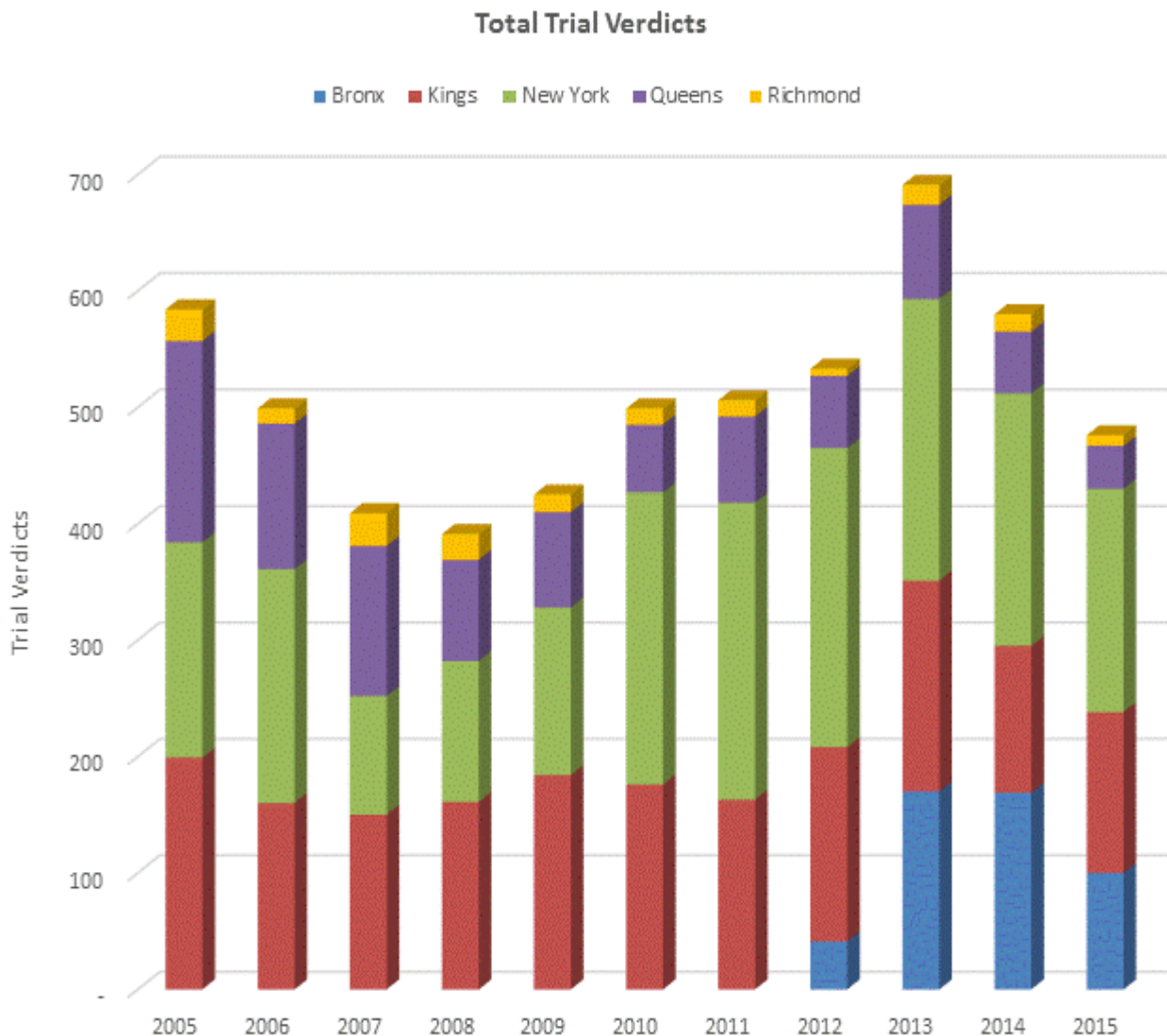
COURT OPERATIONS – TRIAL PARTS

Trial Parts in the Criminal Court handle most of the trials – both bench and jury. (Some trials are conducted in the Court’s AP Parts). In New York State only those individuals charged with a serious crime, defined as one where the defendant faces more than six (6) months in jail, are entitled to a jury trial. Those defendants facing six (6) months incarceration or less are entitled to a bench trial before a judge.

Trial Parts also handle many of the pre-trial hearings that must be conducted before the trial begins. These include suppression, *Sandoval*,

Molineux and other evidentiary hearings. Data on the number of trials that go to verdict are presented below and on the facing page. Although the data are not presented here, a significant number of non-trial dispositions (e.g., guilty pleas, ACDs and dismissals) take place in Trial Parts, when the parties are compelled to make a final evaluation of the strength and weaknesses of their case.

Criminal Court also conducts a limited amount of hearings upon felony complaints.



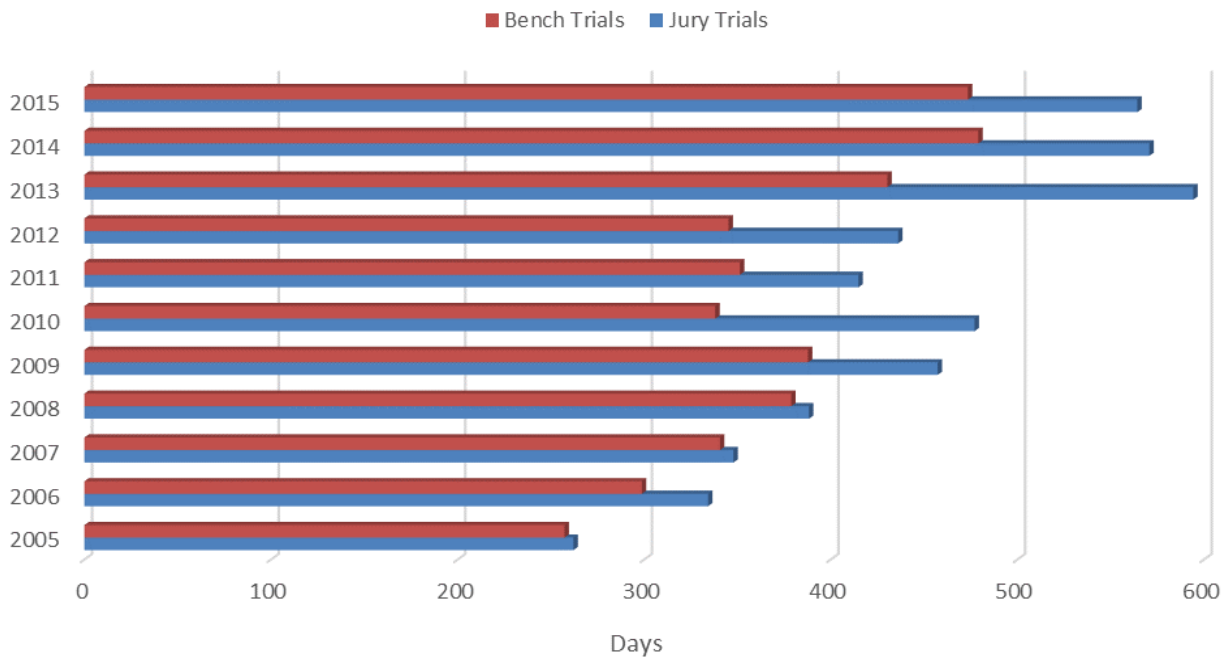


COURT OPERATIONS — TRIAL PARTS

		Trial Verdicts																	
		Citywide			Bronx			Kings			New York			Queens			Richmond		
		Conv	Acq	Tot	Conv	Acq	Tot	Conv	Acq	Tot	Conv	Acq	Tot	Conv	Acq	Tot	Conv	Acq	Tot
2015	Jury	85	76	161	9	15	24	28	26	54	44	28	72	3	7	10	1	0	1
	Bench	158	157	315	25	51	76	51	33	84	65	55	120	10	17	27	7	1	8
	Total	243	233	476	34	66	100	79	59	138	109	83	192	13	24	37	8	1	9
2014	Jury	90	85	175	22	25	47	13	20	33	38	29	67	13	7	20	4	4	8
	Bench	224	181	405	63	59	122	42	51	93	93	57	150	21	12	33	5	2	7
	Total	314	266	580	85	84	169	55	71	126	131	86	217	34	19	53	9	6	15
2013	Jury	115	94	209	18	22	40	31	26	57	41	31	72	22	14	36	3	1	4
	Bench	263	219	482	54	76	130	53	71	124	127	43	170	19	26	45	10	3	13
	Total	378	313	691	72	98	170	84	97	181	168	74	242	41	40	81	13	4	17
2012	Jury	98	47	145	8	0	8	26	16	42	46	21	67	17	10	27	1	0	1
	Bench	238	150	388	22	11	33	74	51	125	126	64	190	13	22	35	3	2	5
	Total	336	197	533	30	11	41	100	67	167	172	85	257	30	32	62	4	2	6
2011	Jury	91	69	160				28	18	46	51	37	88	9	12	21	3	2	5
	Bench	199	147	346				70	47	117	97	70	167	24	29	53	8	1	9
	Total	290	216	506				98	65	163	148	107	255	33	41	74	11	3	14
2010	Jury	78	62	140				21	31	52	43	22	65	9	7	16	5	2	7
	Bench	193	166	359				67	57	124	103	83	186	19	23	42	4	3	7
	Total	271	228	499				88	88	176	146	105	251	28	30	58	9	5	14
2009	Jury	102	67	169				28	21	49	48	29	77	24	14	38	2	3	5
	Bench	156	100	256				81	54	135	42	25	67	25	19	44	8	2	10
	Total	258	167	425				109	75	184	90	54	144	49	33	82	10	5	15
2008	Jury	71	56	127				22	21	43	32	22	54	16	13	29	1	0	1
	Bench	149	115	264				61	57	118	48	19	67	26	32	58	14	7	21
	Total	220	171	391				83	78	161	80	41	121	42	45	87	15	7	22
2007	Jury	89	91	180				22	33	55	39	30	69	25	24	49	3	4	7
	Bench	130	99	229				53	42	95	21	12	33	39	41	80	17	4	21
	Total	219	190	409				75	75	150	60	42	102	64	65	129	20	8	28
2006	Jury	124	80	204				25	21	46	74	28	102	22	27	49	3	4	7
	Bench	159	136	295				63	51	114	52	47	99	39	37	76	5	1	6
	Total	283	216	499				88	72	160	126	75	201	61	64	125	8	5	13
2005	Jury	127	101	228				33	32	65	57	30	87	27	31	58	10	8	18
	Bench	205	151	356				87	47	134	59	39	98	55	60	115	4	5	9
	Total	332	252	584				120	79	199	116	69	185	82	91	173	14	13	27



Trial Verdicts Mean Age at Disposition



Bench Trial Verdicts Mean Age at Disposition (days)

	Citywide	Bronx	Kings	New York	Queens	Richmond
2015	473.5	688.1	380.9	399.7	379.4	848.5
2014	479.1	641.6	464.5	333.9	507.0	802.3
2013	430.3	512.3	532.1	290.4	435.4	485.2
2012	345.2	481.2	440.8	239.3	431.0	597.6
2011	351.3		461.2	243.5	449.9	318.3
2010	338.1		464.4	251.3	355.5	261.5
2009	387.8		488.7	252.4	324.9	163.1
2008	378.8		445.6	229.9	449.0	257.5
2007	340.6		370.8	222.8	348.4	335.2
2006	298.7		314.8	251.2	337.2	240.5
2005	257.3		265.3	218.0	274.6	337.1

Jury Trial Verdicts Mean Age at Disposition (days)

	Citywide	Bronx	Kings	New York	Queens	Richmond
2015	564.3	896.7	407.4	567.7	604.7	255.0
2014	570.7	826.8	495.9	413.5	557.6	723.8
2013	594.3	732.9	622.3	491.3	601.5	598.0
2012	436.1	327.5	480.3	343.5	624.7	606.0
2011	414.8		598.7	320.2	444.0	248.0
2010	477.1		603.9	339.4	503.3	758.9
2009	457.3		491.0	374.1	600.4	333.8
2008	388.3		419.1	336.9	414.8	1111.0
2007	347.8		322.7	328.7	381.9	488.3
2006	334.2		356.2	308.9	364.8	351.3
2005	262.1		242.7	287.5	259.7	221.0



Pre-Trial Hearings

Trial Parts conduct the majority of the pre-trial hearings done in the Criminal Court. The statistics below, divided into felony and other hearings, show the number of pretrial hearings. Felony hearings upon a felony complaint, determining whether a defendant should be held in custody while awaiting action by a grand jury, are typically done in a

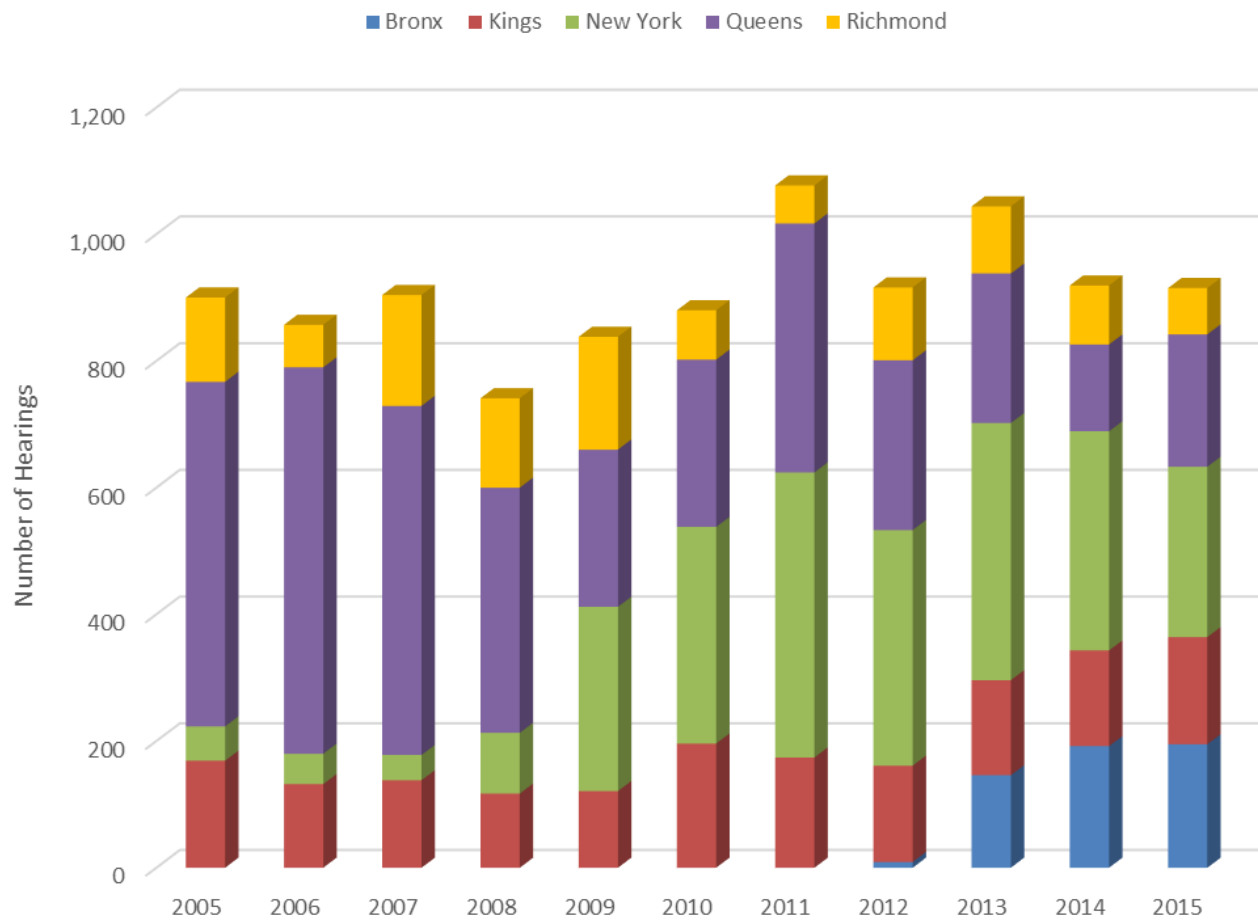
felony waiver part - although they may take place in any court part.

The “other hearing” category is comprised of pre-trial suppression hearings, *Sandoval*, *Molineux* and other evidentiary hearings.

		Pre Trial Hearings Commenced					
		Citywide	Bronx	Kings	New York	Queens	Richmond
2015	Total Hearings	915	195	169	269	209	73
	Felony Hearings	14	3	0	11	0	0
	Other Hearings	901	192	169	258	209	73
2014	Total Hearings	919	192	151	346	137	93
	Felony Hearings	14	3	0	11	0	0
	Other Hearings	905	189	151	335	137	93
2013	Total Hearings	1,044	146	150	406	236	106
	Felony Hearings	38	9	0	25	2	2
	Other Hearings	1,006	137	150	381	234	104
2012	Total Hearings	916	9	152	372	268	115
	Felony Hearings	16	0	0	13	0	3
	Other Hearings	900	9	152	359	268	112
2011	Total Hearings	1,077		174	450	393	60
	Felony Hearings	18		1	7	4	6
	Other Hearings	1,059		173	443	389	54
2010	Total Hearings	880		196	342	264	78
	Felony Hearings	14		0	7	5	2
	Other Hearings	866		196	335	259	76
2009	Total Hearings	838		121	291	248	178
	Felony Hearings	25		4	14	6	1
	Other Hearings	813		117	277	242	177
2008	Total Hearings	741		117	96	387	141
	Felony Hearings	30		12	15	1	2
	Other Hearings	711		105	81	386	139
2007	Total Hearings	904		138	40	551	175
	Felony Hearings	17		0	10	3	4
	Other Hearings	887		138	30	548	171
2006	Total Hearings	857		132	48	610	67
	Felony Hearings	16		2	6	0	8
	Other Hearings	841		130	42	610	59
2005	Total Hearings	900		169	54	544	133
	Felony Hearings	28		1	18	0	9
	Other Hearings	872		168	36	544	124



Pre-Trial Hearings Commenced





COURT OPERATIONS – COMMUNITY COURTS

Red Hook Community Justice Center

Red Hook Community Justice Center (RHCJC) integrates the functions of a court with the types of treatment and preventive services typically found in a community center. Staff working for the Center for Court Innovation have offices at the Red Hook site and provide seamless services to the Court and the public.

RHCJC seeks to address the needs of the community as a whole, and is structured to address them by incorporating a multi-jurisdictional court and housing programs to improve the quality of life for the Red Hook community. The Justice Center provides on-site social services addressing drug abuse, poverty, family violence, unemployment and education. It also houses community mediation and job training programs. All of these services are available to defendants and victims as well as to members of the Red Hook community.

RHCJC also offers innovative programs designed to address the needs of a particularly vulnerable population, young adults. The Youth Court tries to mediate problems between kids before they flare into something that must involve the criminal justice system.

RHCJC incorporates state-of-the-art technology making information readily available to judges and court personnel. This access enables informed decisions to be made more expeditiously and provides the court with the ability to track sentences and compliance with program mandates.

Midtown Community Court

Launched in 1993, the Midtown Community Court targets quality-of-life offenses, such as prostitution, illegal vending, graffiti, shoplifting, farebeating and vandalism. Typically in these cases, judges are often forced to choose between a few days of jail time and nothing at all - sentences that fail to impress on either the victim, the community or defendants that these quality of life offenses are to be taken seriously. In contrast, the Midtown Community Court sentences low-level offenders to pay back the neighborhood through community service while at the same time offering them help

with problems that often underlie criminal behavior. Residents, businesses and social service agencies collaborate with the Court by supervising community service projects and by providing on-site social services, including drug treatment, health care and job training.



Red Hook Community Justice Center*

	2015	2014	2013	2012	2011	2010	2009	2008	2007	2006	2005
Arraignments	3,483	3,632	4,045	3,676	3,245	3,556	3,264	3,222	3,833	4,072	3,670
Dispositions at Arraign't	1,786	1,746	1,813	1,845	1,602	1,941	1,809	1,526	1,956	2,253	2,048
Dkts Surviving Arraign't	1,697	1,886	2,232	1,831	1,643	1,615	1,455	1,696	1,877	1,819	1,622
% Surviving Arraignment	48.7	51.9	55.2	49.8	50.6	45.4	44.6	52.6	49.0	44.7	44.2
Mean Age at Dispo (days)*	107.6	112.4	107.6	89.2	95.6	86.3	108.1	111.5	95.6	88.0	90.1
Summons Trials Commenced	0	0	0	0	2	0	0	1	4	NA	NA
Online/DAT Trials Commenced	2	5	2	7	15	13	6	32	39	11	0

Midtown

	2015	2014	2013	2012	2011	2010	2009	2008	2007	2006	2005
Arraignments	8,633	10,503	9,876	8,925	9,591	10,512	9,711	8,455	8,621	8,884	9,067
Dispositions at Arraign't	7,027	8,607	7,890	7,090	7,373	7,578	7,014	6,084	6,360	6,771	6,243
Dkts Surviving Arraign't	1,606	1,896	1,986	1,835	2,218	2,934	2,697	2,371	2,261	2,113	2,824
% Surviving Arraignment	18.6	18.1	20.1	20.6	23.1	27.9	27.8	28.0	26.2	23.8	31.1
Mean Age at Dispo (days)	106.0	1,078.4	336.8	166.9	101.4	101.6	119.4	111.8	133.8	101.5	75.5
Summons Trials Commenced	7	7	34	31	2	4	0	16	20	0	0
Online/DAT Trials Commenced	3	4	1	3	11	4	1	9	1	5	1

* Dockets surviving arraignments

Top 10 Arraignment Charges - Red Hook

Comparison by most frequently arraigned		2015	2010	2005
PL 165.15	Theft of services	1	7	5
PL 155.25	Petit larceny	2	5	7
PL 220.03	Crim poss CS 7°	3	3	1
PL 120.00	Assault 3°	4	2	2
VTL 511.1A	Agg unlicensed op MV 3°	5	4	—
PL 221.10	Crim poss marihuana 5°	6	1	3
AC 10-125	Pub. consumption alcohol	7	6	6
RR 1050	Misuse of transit system	8	—	—
VTL 511.1	Agg unlicensed op MV 3°	9	9	4
PL 140.10	Criminal trespass 3°	10	—	8
PL 265.01	Crim poss weapon 4°	—	10	—
PL 140.15	Criminal tampering 2°	—	8	—
PL 230.03	Patron prostitute 4°	—	—	10
PL 120.14	Menacing 2°	—	—	—
PL 230.00	Prostitution	—	—	9

Top 10 Arraignment Charges - Midtown

Comparison by most frequently arraigned		2015	2010	2005
PL 155.25	Petit larceny	1	1	1
PL 165.15	Theft of services	2	2	3
RR 1050.6	Misuse of transit facility	3	6	—
RR 1050.7	Disorderly conduct	4	5	—
PL 220.03	Crim poss CS 7°	5	10	—
AC 10-125	Pub. consumption alcohol	6	7	8
AC 20-453	Unlicensed vendor	7	3	2
PL 221.10	Crim poss marihuana 5°	8	4	5
PL 230.00	Prostitution	9	—	4
PL 140.10	Crim trespass 3°	10	9	—
VTL 511.1A	Agg unlicensed op MV 3°	—	—	6
PL 240.37	Loitering/prostitution	—	—	7
PL 240.20	Disorderly conduct	—	8	10
PL 165.71	Trademark counterfeit 1°	—	—	9

* This data only reflects Criminal Court matters adjudicated in RHCJC and does not reflect the Family Court and Housing Court matters heard in this Court.



COURT OPERATIONS - CENTRAL ADMINISTRATION

Central Administration at 100 Centre Street in Manhattan coordinated and oversaw the operation of Criminal Court throughout the city. Central Administration was divided into three main offices - the Administrator, Chief Clerk and Law Department.

Office of the Administrative Judge

In 2015, Administrative Judge Melissa Jackson acted as the chief judicial officer of the Court and assumed responsibility for the overall direction and policies of the Court. Judge Jackson was also responsible for judicial assignments and met with the Supervising Judges on a regular basis to map out new programs and initiatives to ensure that the Court ran properly.

Office of the Chief Clerk

Chief Clerk Justin Barry supervises all non-judicial staff throughout the court. Assisted by First Deputy Chief Clerk Joseph Vitolo, the Office of the Chief

Clerk's responsibilities included:

- Liaison to the Administrative Judge, Supervising Judges and Borough Chief Clerks;
- Liaison to the Office of Court Administration;
- Budget preparation and control;
- Personnel assignments;
- Operational directives;
- Citywide Facilities Management;

- Coordination of training;
- Citywide Summons oversight; and
- Grievance oversight.

The Chief Clerk's Office also included other citywide supervisors who advised and coordinated assignments for their respective staff throughout the city. These supervisors included those for court reporters, court interpreters, technology, compliance, summons, data entry, problem-solving courts and records and supply.

Law Department

As Counsel to the Administrative Judge, Jeffrey Gershuny, working with Sheridan Jack-Browne, oversaw the Court's Law Department. The office was responsible for advising the Administrative Judge and Chief Clerk on assignment and supervision of court attorneys working for the Criminal Court citywide. The office also kept judicial and non-judicial staff abreast of new developments and changes in the criminal law. The Law Department also coordinated training initiatives for both judges and non-judicial employees, including judicial orientation for new judges. Lastly, this office was the primary liaison to the Office of Court Administration Counsel's Office in monitoring any lawsuits involving Criminal Court



COURT OPERATIONS - CENTRAL ADMINISTRATION

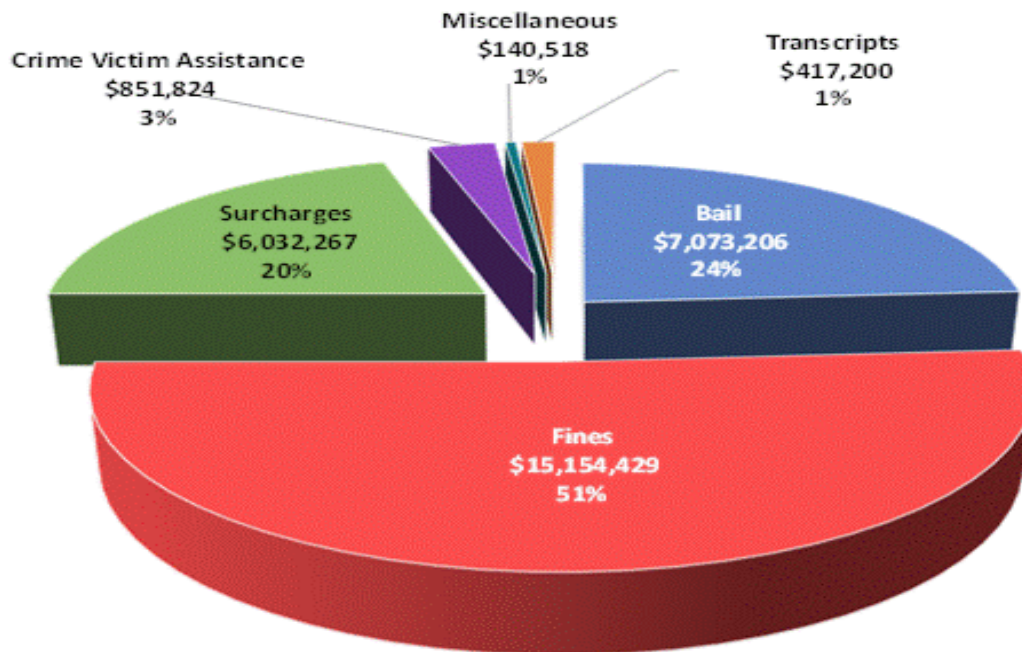
Criminal Court Revenue

	Citywide	Bronx	Kings	New York	Queens	Richmond
Bail	\$7,073,206	\$1,507,548	\$2,284,357	\$1,321,212	\$1,332,167	\$627,922
DNA Fee	\$119,554	\$10,300	\$14,950	\$42,494	\$37,750	\$14,060
DWI SUPP Surcharge	\$359,223	\$1,978	\$41,725	\$35,965	\$266,075	\$13,480
DWI Surcharge	\$755,248	\$154,506	\$272,000	\$238,561	\$390	\$89,791
Fine City Arrest	\$1,172,900	\$132,970	\$78,509	\$238,969	\$615,427	\$107,025
Fine City Summons	\$7,408,610	\$251,712	\$23,070	\$6,691,433	\$333,065	\$109,330
Fine DWI	\$2,390,373	\$439,207	\$559,405	\$595,132	\$526,357	\$270,272
Fine State Arrest	\$2,096,268	\$403,666	\$537,592	\$509,907	\$504,346	\$140,757
Fine State Summons	\$2,086,278	\$400,738	\$2,975	\$1,123,295	\$511,425	\$47,845
Misc Court Costs	\$50	\$0	\$0	\$50	\$0	\$0
Misc Other	\$885	\$0	\$0	\$0	\$885	\$0
Misc Overage	\$1,335	\$218	\$179	\$0	\$938	\$0
Misc Returned Check	\$420	\$0	\$0	\$280	\$140	\$0
Misc Shortage	(\$1,480)	(\$200)	(\$40)	(\$440)	(\$800)	\$0
SORA	\$1,050	\$0	\$200	\$700	\$100	\$50
SUPP SORA	\$18,140	\$0	\$6,000	\$10,040	\$1,100	\$1,000
Subpoena Fees	\$260	\$30	\$135	\$15	\$80	\$0
Summons CVAF	\$10,370	\$2,320	\$1,205	\$1,880	\$3,220	\$1,745
Arrest CVAF	\$841,454	\$148,435	\$159,912	\$197,242	\$283,790	\$52,075
Misdemeanor Surcharge Summons	\$2,670	\$170	\$0	\$2,180	\$175	\$145
Misdemeanor Surcharge Arrest	\$448,901	\$57,445	\$60,720	\$139,385	\$140,096	\$51,255
Violation Surcharge Summons	\$78,827	\$18,974	\$4,440	\$21,575	\$25,248	\$8,590
Violation Surcharge Arrest	\$2,345,645	\$417,156	\$381,509	\$542,327	\$879,853	\$124,800
VTL Surcharge	\$415,033	\$102,945	\$182,101	\$107,129	\$168	\$22,690
VTL Surcharge Summons	\$6,508	\$408	\$420	\$2,635	\$1,221	\$1,824
VTL Surcharge Arrest	\$1,619,212	\$291,285	\$489,369	\$333,825	\$401,905	\$102,828
Transcript	\$417,200	\$115,000	\$31,370	\$112,730	\$115,270	\$42,830
Certified Copy	\$248	\$248	\$0	\$0	\$0	\$0
Parking Surcharge	\$1,000	\$0	\$1,000	\$0	\$0	\$0
Attorney Sanction	\$56	\$56	\$0	\$0	\$0	\$0
Total	\$29,669,444	\$4,457,115	\$5,133,103	\$12,268,521	\$5,980,391	\$1,830,314

*** See note on bottom of page 31 concerning allocation of Kings and Manhattan summons fines and surcharges.*



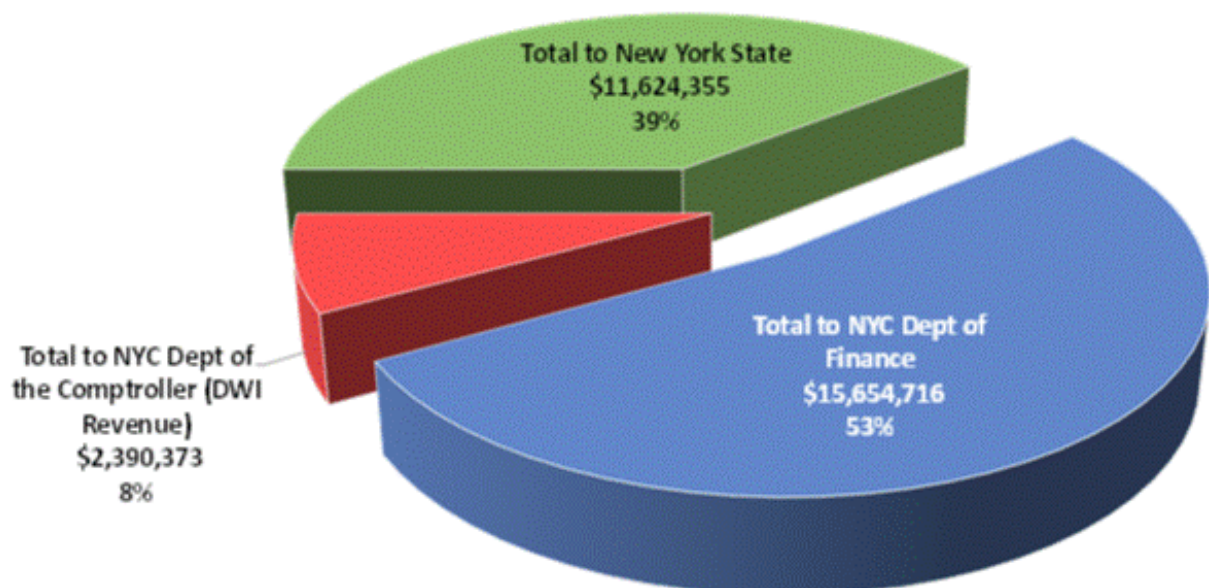
Criminal Court Revenue - 2015



Criminal Court Disbursements 2015*

Disbursement to NYC Department of Finance	\$15,654,716
Disbursement to NYC Department of the Controller (DWI revenue disbursed to Controller)	\$2,390,373
Total disbursements to city (subtotal)	\$18,045,089
Total disbursement to state	<u>\$11,624,355</u>
Total disbursements	\$29,669,444

Criminal Court Disbursement - 2015





NYCOURTS.GOV NEW YORK STATE UNIFIED COURT SYSTEM

New York City Criminal Court



Home

General Information/Locations

Drug Treatment Courts

Forms

Frequently Asked Questions ▸

Glossary ▸

Other Courts

Reports & Statistics ▸

Special Projects

Overview

Administration

NYC Criminal Court Information Line

(646) 386-4500

- addresses, telephone numbers, directions, hours of operation.

Chief Clerk

Justin Barry

First Deputy Chief Clerk

Joseph Vitolo

Jurisdiction

The NYC Criminal Court handles misdemeanors (crimes punishable by fine or imprisonment of up to one year) and lesser offenses. The Court also conducts arraignments and preliminary hearings for felonies (crimes punishable by imprisonment of more than one year).

The Criminal Courts of the City of New York are located in all five boroughs.

Court Information by County

Addresses, telephone numbers, directions, & hours of operation.

For more information, call the NYC Criminal Court Information Line at (646) 386-4500

- [Bronx County](#)
- [Kings County \(Brooklyn\)](#)
- [Midtown Community Court](#)
- [New York County \(Manhattan\)](#)
- [Queens County](#)
- [Red Hook Community Justice Center](#)
- [Richmond County \(Staten Island\)](#)



You may access this report and other useful information at nycourts.gov
or on Criminal Court's intranet site <http://crimweb>

Criminal Court of the City of New York

Lisa Lindsay
100 Centre St.
New York, NY 10013

Phone: 646-386-4600
Fax: 646-386-4395
E-mail: llindsay@nycourts.gov