

CRIMINAL
★ COURT ★
CITY OF NEW YORK

Court Parts

AR1
AR3
AR4

Room 130

Criminal Court of the City of New York

Annual Report 2017

Hon. Tamiko Amaker

Administrative Judge

Justin A. Barry

Chief Clerk



CRIMINAL COURT OF THE CITY OF NEW YORK

2017 ANNUAL REPORT

Published October 2018

This Report was published by the Office of the Chief Clerk of New York City Criminal Court.

Editor

Justin Barry, Esq.

Writer

Lisa Lindsay, Esq.

Contributors

Tara Begley

Darren Edwards

Carolyn Cadoret

TABLE OF CONTENTS

	Page
INTRODUCTION	
Welcome—Administrative Judge Tamiko Amaker	4
Introduction—Chief Clerk Justin Barry	5
New York City Criminal Court Judges	6
Calendar Year 2017—Executive Summary	7
NYC Criminal Court 2017 By the Numbers	7
Courthouse Locations	8
NYC Criminal Court Jurisdiction	9
Organizational Structure of NYC Criminal Court	10
Criminal Court Caseload—A 10 Year Overview	11
COURT OPERATIONS	
Summary Information	
Combined Filings	13
Calendared Cases	14
Dockets Pending	15
Dispositions	17
Arraignments	
Arraignment Parts	18
Arraignment Sessions	19
Arrest to Arraignment—The Process	20
DAT/Online Arraignments	21
Arraignments—Types of Charges	24



	Page
Arrest to Arraignment - Flowchart	27
Arraignment Dispositions	28
Most Frequently Charged Offenses At Arraignment	29
Citywide Summons Operation	31
Summonses - Revenue	31
Summonses - From Ticket to Hearing	32
Summonses - Filings, Docketing and Arraignment	33
Summonses - Trials	34
Most Frequently Charged Summons Offenses 2017	35
Plea By Mail	36
Pre Trial/All Purpose Parts	37
Felony Waiver Parts	42
Domestic Violence Courts	47
Trial Parts	48
Trial Verdicts	48
Pretrial Hearings	51
Community Courts	53
Red Hook Community Justice Center	53
Midtown Community Court	53
Central Administration	55
Criminal Court Revenue	56
Criminal Court Disbursements	57

This report discusses online arrest/Desktop Appearance Ticket (DAT) and summons arraignments and filings. Online arrest/DAT refers to those cases that are filed with the court subsequent to an arrest by a law enforcement officer and the filing of a formal complaint. With online arrest/DAT cases, the defendant is typically detained either at a local police precinct or central booking while fingerprints are taken and a criminal history report returned. Online arrest defendants are held until seen by a judge. DAT defendants are released after printing, at the discretion of law enforcement, and given a notice to appear in court on a future date. Unless indicated, this report groups these two types of cases to-

gether into one category.

Summons cases are started when a law enforcement officer issues an appearance ticket to a defendant with instructions to report to court on a certain date. Typically, the defendant is not detained prior to release and no fingerprints are taken. A complaint is then filed with the Criminal Court to commence the case.



Welcome – Administrative Judge Tamiko Amaker

I am delighted to welcome you to the 2017 New York City Criminal Court Annual Report. Since taking on the role of Administrative Judge on January 1, 2018, this is the first time I have the pleasure of introducing our readers to this comprehensive record of the work of our Court.

Since it was first published in 2004, the goal of the report has been to showcase the work of this very busy Court. While the numbers can be interesting in and of themselves, it is sometimes easy to forget why we compile this data every year.

Behind every number in this report is a defendant awaiting a trial or disposition on his case; a victim of a crime coordinating with a prosecutor; witnesses being interviewed by police officers, prosecutors or defense lawyers; and family members waiting for news of a case.

It is how we use this data that is the most important part of the work behind this report. Court managers use these numbers to allocate resources, ensure the Court is running efficiently and make adjustments, when it is not. These decisions can directly impact defendants, victims, witnesses and family members.

Just as importantly, members of the public and media can view this data to get insight into how the people's courthouses are functioning.

What the data narrative does not necessarily show are the strategies, policies, innovations and, most importantly, the incredible work of our judges and staff that drive data trends contained in this report.

Our judges and staff have dramatically increased trial capacity in every county of the City and, in turn, reduced the time that it takes to dispense justice on each case. We have done this by moving staff and judges from county to county to create targeted trial or "blockbuster" weeks in those counties that historically have had fewer trial parts. The result has had a positive impact on everyone affected by a criminal case—victims, defendants, witnesses, law enforcement and lawyers alike.

Our Procedural Justice Initiative in Manhattan seeks to improve the experience of everyone using that busy courthouse by improving signs throughout the courthouse to help users navigate the space better; improve communication between judges, court staff and defendants; give defendants more information on how the process works and what is expected of them; and ultimately improve compliance with court directives.



Hon. Tamiko Amaker
Administrative Judge
New York City Criminal Court

We have reduced obstacles to bail by increasing the availability of credit card bail by removing administrative caps and assisting in the creation of an online bail payment system. We have further streamlined the use of surety and appearance bonds that do not require the payment of premiums. Our judges' use of supervised release, which does not require the defendant to post any bail, continues to grow.

It is with the backdrop of the incredible work of our judges and staff, and their willingness to try new and promising strategies to improve case management and outcomes, with which I think you can best view the information in this report and get a full picture of the work of this great Court.

- Tamiko Amaker



Introduction – Chief Clerk Justin Barry

The Excellence Initiative remained center stage in 2017. Chief Judge Janet DiFiore's comprehensive program focusing on core processes and procedures was in its second year and Criminal Court continued to focus on reducing delays and bringing cases to timely resolution. In the last year of Hon. Melissa Jackson's tenure as Administrative Judge, the Court made significant strides reducing case-loads and the time that it takes to bring cases to final disposition.

Judges and staff worked tirelessly to increase trial capacity, reorganize case processing and prioritize resources in an all out effort to bring cases to faster resolution. Highlighted below are just some of the statistics that bear out these successes.

From the end of 2016 to the end of 2017:

- In Bronx County pending caseload dropped from 8,526 to 7,824; cases over six months dropped by 24% from 2,965 to 2,250; and cases over one year dropped 51% from 1,425 to 700.
- In New York County pending caseload dropped from 9,167 to 7,736; cases over six months dropped 40% from 1,923 to 1,148; and cases over one year dropped 58% from 392 to 164.
- In Kings County pending caseloads dropped from 11,333 to 10,391; cases over six months dropped 20% from 2,184 to 1,728; and cases over one year dropped 9% from 247 to 224.

To be sure, there is more to be done and our new Administrative Judge Tamiko Amaker has taken up the challenge. Developing a series of continuing "blockbuster" weeks in Queens and Richmond, Judge Amaker is committed to further reducing caseloads and older cases in those two counties. During these weeks, the Court reassigns judges and staff to these counties to increase trial capacity. The oldest cases are placed on the "blockbuster" calendar and, after a last attempt to fashion a disposition, they are sent to trial. From January to May 2018:

- In Queens County pending cases dropped from 8,379 to 7,264; cases over six months dropped 23% from 1,679 to 1,354; and cases over one year dropped 39% from 358 to 246.
- In Richmond County pending cases dropped from 2,385 to 1,879; cases pending over six months dropped 34% from 605 to 401; and cases over one year remained steady from 72 to 75.

The Court remains on the cutting edge of criminal justice reform, piloting new programs, including:



Justin Barry
Chief Clerk VII
New York City Criminal Court

- Providing a financial advisor in arraignments to assess defendants' financial condition and advise the Court and defense counsel on defendants' ability to pay bail or bond;
- Creation with the City of an online bail payment system;
- Planning for implementation of Raise the Age legislation in October 2018 raising the age of criminal responsibility; and
- Roll out of Overdose Avoidance and Recovery (OAR) parts to address the City's burgeoning opioid crisis.

Criminal Court is committed to improving its basic functions and staying current with the latest trends in criminal justice.

- Justin Barry



Hon. Melissa C. Jackson, Administrative Judge
Hon. Alexander Jeong, Deputy Administrative Judge

BRONX		KINGS	NEW YORK		QUEENS	RICHMOND
Hon. George A. Grasso Supervising Judge		Hon. Michael Yavinsky Supervising Judge	Hon. Tamiko Amaker Supervising Judge	Hon. Michelle Armstrong Supervising Judge	Hon. Alan Meyer Supervising Judge	
Criminal Court Judges		Criminal Court Judges	Criminal Court Judges	Criminal Court Judges	Criminal Court Judges	
Hon. Laurence Busching		Hon. Claudia Daniels-DePeyster	Hon. Gerianne Abriano	Hon. Toni Cimino	Hon. Raja Rajeswari	
Hon. David Kirschner		Hon. Marguerite Dougherty	Hon. Heidi Cesare	Hon. Althea Drysdale	Hon. Raymond Rodriguez	
Hon. Margaret Martin		Hon. Keshia Espinal	Hon. Phyllis Chu	Hon. Karen Gopee		
Hon. Bahaati Pitt		Hon. Michael Gary	Hon. Abena Darkeh	Hon. Eugene Guarino		
Hon. Cori Weston		Hon. Laura Johnson	Hon. Curtis Farber	Hon. Danielle Hartman		
		Hon. Michael Kitsis	Hon. Herbert Moses	Hon. Gia Morris-Kern		
		Hon. Donald Leo	Hon. Kathryn Paek			
		Hon. Kim Petersen	Hon. Laurie Peterson			
		Hon. Jane Tully	Hon. Steven Statsinger			
		Hon. Elizabeth Warin	Hon. Joanne Watters			
Civil Court Judges		Civil Court Judges	Civil Court Judges	Civil Court Judges		
Hon. Mary Bejarano		Hon. Rachel Freier	Hon. Anglea Badamo	Hon. Jerry Iannece		
Hon. Beth Beller		Hon. Lorna McAllister	Hon. Scott Dunn	Hon. Ushir Pandit-Durant		
Hon. Tara Collins		Hon. Joseph McCormack	Hon. Lyle Frank			
Hon. Patsy Gouldborne		Hon. Rosemarie Montalbano	Hon. David Frey			
Hon. Marsha Michael		Hon. Christopher Robles	Hon. Josh Hanshaft			
Hon. Bianka Perez		Hon. Craig Walker	Hon. Judy Kim			
Hon. Jeffrey Rosenblueth		Hon. Carolyn Walker-Diallo				
Hon. Myrna Socorro						
Hon. Frances Wang						
Acting Sup. Court Justices	Acting Sup. Court Justices	Acting Sup. Court Justices	Acting Sup. Court Justices	Acting Sup. Court Justices		
Hon. Harold Adler	Hon. Frederick Arriaga	Hon. Stephen Antignani	Hon. Bruna DiBiase			
Hon. Steven Hornstein	Hon. Sharen Hudson	Hon. Ann Scherzer	Hon. Suzanne Melendez			
Hon. Linda Poust Lopez			Hon. Toko Serita			
Hon. Julio Rodriguez III	Red Hook CJC	Midtown Community Court	Hon. John Zoll			
	Hon. Alex Calabrese	Hon. Charlotte Davidson				

Note: The Administrative Judge, the Deputy Administrative Judge and the Supervising Judges are Acting Sup. Court Justices too.



Calendar Year 2017 - Executive Summary

This report profiles the work and accomplishments of the Criminal Court of the City of New York in 2017. The report is divided into two sections; the first part is an introduction and summary of the organizational structure of the Court and the second part describes court operations - a summary of the Court's work, arraignments, all purpose parts, trial parts, community courts and other specialized courtrooms, along with a description of the Court's back office. This report explains how each court operation functions and then provides a quantitative analysis of the work in an effort to give the reader a snapshot of the volume and outcomes.

From November 2004 through October 2012, the Bronx Criminal Division had administrative responsibility over many aspects of misdemeanor case processing in the Bronx. For the most part this report does not address statistical information relating to Bronx misdemeanor operations during this period, since most non-arraignment Criminal Court functions were handled in the Bronx Supreme Court Criminal Division until October 2012. There are exceptions, however. We do report on summons, arraignment statistics and revenue numbers in the Bronx during that period as part of the entire Criminal Court picture. Due to the fact All Purpose and Trial Part case processing returned to Criminal Court in the Bronx toward the end of 2012, many of the Bronx statistics appear incomplete, e.g. number of calendared cases or number

of trials. In many instances these 2012 numbers are incomplete because the numbers are attributed statistically to the Bronx Criminal Division until October 8, 2012 and the Criminal Court for the rest of the year.

Here are some 2017 Criminal Court milestones :

- 19.00 hours average arrest-to-arraignment time;
- 253,275 online arrest/DAT arraignments;
- 193,834 summons filings;
- 259,016 online arrest/DAT dispositions;
- 1,028,910 cases calendared;
- 624,142 cases calendared in all purpose parts;
- 19,334 total dispositions in Criminal Court felony waiver parts;
- 913 pretrial hearings commenced*;
- 1,081 trials commenced (combined arrest/DAT and summons);
- \$31,607,388 in revenue; and
- \$138,985,010 operating budget.

NYC Criminal Court 2017 By the Numbers

Budget:	\$138,985,010	Hearings commenced:	913*
Total revenue:	\$31,607,388	Trials verdicts (arrest cases):	645
Fine revenue:	\$16,717,982	Trials (summons cases):	431
Summons revenue:	\$11,495,705	Court officers:	582
Bail revenue:	\$7,927,509	Clerks:	225
Summons filings:	193,834	Judges authorized by statute:	107
Arraignments (Online/DATs):	253,275	Judges actually sitting:	76
Misdemeanor filings:	209,593	Court Reporters:	95
Felony filings:	41,617	Court Interpreters:	77
Jurors serving:	4,525	Court Attorneys:	84
Non-judicial personnel:	1,324	Courthouses:	10

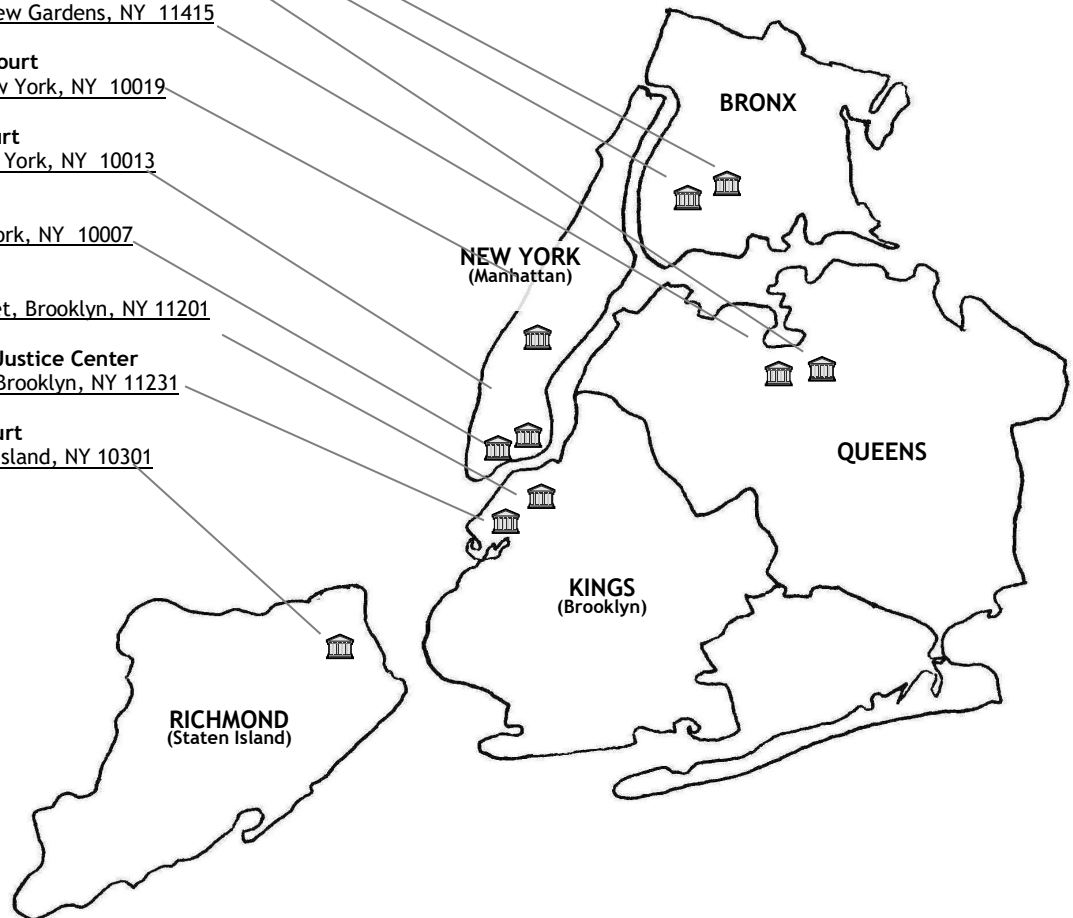
*Year 2017 does not include Queens County. Hearing data for Queens County are not available in UCMS.



Courthouse Locations

- **Bronx Criminal Court**
215 E. 161st Street, Bronx, NY 10451
265 E. 161st Street, Bronx, NY 10451
- **Queens Criminal Court**
125-01 Queens Blvd., Kew Gardens, NY 11415
- **Queens Summons**
120-55 Queens Blvd., Kew Gardens, NY 11415
- **Midtown Community Court**
314 W. 54th Street, New York, NY 10019
- **New York Criminal Court**
100 Centre Street, New York, NY 10013
- **Citywide Summons**
1 Centre Street, New York, NY 10007
- **Kings Criminal Court**
120 Schermerhorn Street, Brooklyn, NY 11201
- **Red Hook Community Justice Center**
88-94 Visitation Place, Brooklyn, NY 11231
- **Richmond Criminal Court**
26 Central Ave, Staten Island, NY 10301

NEW YORK CITY





NYC Criminal Court Jurisdiction

New York City Criminal Court is a court of citywide jurisdiction. As of December 31, 2017, Criminal Court administration assigned seventy-six judges to preside over cases in six main courthouses, two community courthouses, a citywide summons operation in Manhattan, and a summons operation in the Queens Borough Hall.

Criminal Court has preliminary jurisdiction over all arrests processed in the five counties of New York City by state and local law enforcement agencies. Criminal Court arraigns the vast majority of felony, misdemeanor and petty offense cases in the city.

Misdemeanors

Criminal Court has trial jurisdiction over all misdemeanor cases not prosecuted by indictment and adjudicates these cases from the initial court appearance until final disposition. Criminal Court handles all aspects of the hundreds of thousands of misdemeanor cases filed each year including arraignment, trial readiness, motion practice, pretrial hearing and trial. The vast majority of misdemeanor cases are disposed by guilty plea, other disposition or dismissal but the Court presides over four to seven hundred trials each year.

Summons

Cases initiated by a summons make up a large portion of the cases heard in Criminal Court. Summons are typically issued by police officers for minor Penal Law violations or by peace officers/

enforcement agents (and, again, police officers) whose duties mandate enforcement of the local laws (e.g., the NYC Administrative Code). Criminal Court has trial jurisdiction over summons matters, hearing these cases from arraignment to trial or final disposition.

Felonies

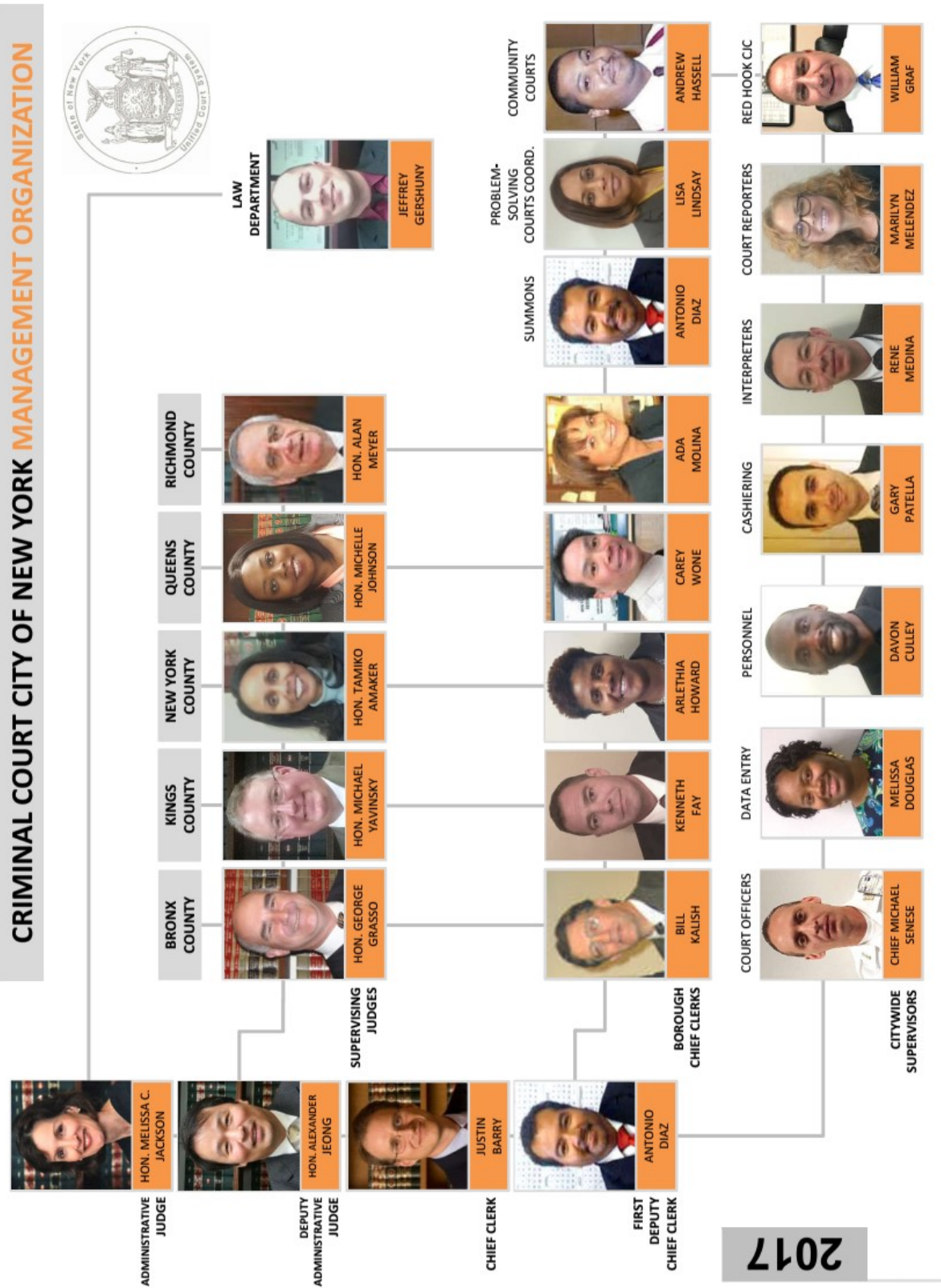
Criminal Court has preliminary jurisdiction over felony cases. Felonies are typically arraigned in Criminal Court. Cases are usually adjourned to a Felony Waiver Part to await the decision of the Grand Jury on whether the defendant should stand trial on the felony charges. Felony cases are transferred to Supreme Court after a grand jury votes an indictment.

While Criminal Court does not have jurisdiction to hear trials on felony matters, a large number of final dispositions on felonies are adjudicated by Criminal Court judges sitting in Felony Waiver Parts. (These judges are designated by administrative orders to sit as Acting Justices of the Supreme Court). These parts act as both Criminal Court and Supreme Court Parts, allowing prosecutor and defense counsel to agree in certain cases to waive presentation to the Grand Jury and instead prosecute the case with a Superior Court Information (SCI).

Criminal Court Jurisdiction		
Types of Matters Heard in New York City Criminal Court		
Arraignment	Misdemeanor and Petty Offenses NYC Criminal Court has Trial Jurisdiction over misdemeanor and petty offenses (those where the defendant faces no more than one year in jail upon conviction after trial). Trial Jurisdiction means that once the defendant has been accused of the offense, the Court has the authority to accept a plea of guilty, conduct a trial, or otherwise dispose of the charges.	Felony Offenses NYC Criminal Court has Preliminary Jurisdiction over felony offenses (those where the defendant faces more than one year in jail upon conviction after trial). Preliminary Jurisdiction means that a criminal action is started in the Court and the Court may conduct proceedings which will lead to the prosecution and final disposition in another court that has trial jurisdiction.
All Purpose Part	Criminal Court handles all aspects of these cases from arraignment to trial readiness to final disposition. Criminal Court never loses jurisdiction over these cases as it might with a case over which it has Preliminary Jurisdiction . The one exception is when the district attorney files notice that they intend to present the case to a grand jury and seek indictment. If the district attorney obtains an indictment the case is then transferred to Supreme Court. If no indictment follows, Criminal Court retains Trial Jurisdiction.	Felonies are arraigned in Criminal Court and typically sent to the Felony Waiver Part to await grand jury action. Dispositions are taken in the Felony Waiver Part. If a Grand Jury indicts, the case is transferred to Supreme Court.
Trial		



CRIMINAL COURT CITY OF NEW YORK MANAGEMENT ORGANIZATION





Organizational Structure of NYC Criminal Court

By statute, Criminal Court has 107 authorized judgeships. Each Criminal Court judge must be a resident of New York City. The judges are appointed for terms of ten years by the Mayor of the City of New York. Any vacancies which occur prior to the expiration of a term also are filled through appointment by the Mayor.

Many of the 107 judges appointed to the Criminal Court have been assigned to the Criminal Term of the Supreme Court in order to handle felony cases. To assist in processing Criminal Court cases, court administrators have assigned to the Criminal Court, New York City Civil Court Judges and, on occasion, a Judge of the New York City Family Court. All judges presiding over a Criminal Court part on December 31, 2017 are listed on page six.

In 2017, the Court was headed by a citywide Administrative Judge, Hon. Melissa C. Jackson, who was responsible for the overall operation of the Court. Judge Jackson was assisted in this task by the Deputy Administrative Judge Alexander Jeong and by five supervising judges: one for the Bronx — Hon. George A. Grasso; one for Kings — Hon. Michael Yavinsky; one for New York — Hon. Tamiko Amaker; one for Queens—Hon. Michelle Armstrong; and one for Richmond— Hon. Alan Meyer.

Under the direction of the Administrative Judge, the Chief Clerk oversees the Court's staff of non-judicial personnel. In 2017, Chief Clerk Justin Barry was assisted in this task by the First Deputy Chief Clerk for citywide operations, Antonio Diaz. In addition, the Chief Clerk was supported by five Borough Chief Clerks who, along with the supervising judges, oversaw the day-to-day operations in each county- William Kalish (Bronx), Kenneth Fay

(Kings), Arlethia Howard (New York), Carey Wone (Queens) and Ada Molina (Richmond). The citywide summons operation was supervised by Antonio Diaz and Andrew Hassell and William Graf oversaw operations at Midtown Community Court and Red Hook Criminal Justice Center, respectively. In addition Mr. Hassell supervised Community Court operations in Red Hook and Midtown as Citywide Community Court Coordinator.

Central Administration staff also included Lisa Lindsay (problem solving courts); Davon Culley (personnel), who oversees the Criminal Court Human Resources Department; Melissa Douglas (data entry); Rene Medina (interpreters); Gary Patella (cashiering); and Marilyn Melendez (court reporters).

Criminal Court Caseload — A 10 Year Overview

The total number of online arrest/DAT arraignments decreased by 10.0% from 2016 to 2017, 29.1% lower than those seen in 2012 and over 29.3% less than 2007. DAT arraignments citywide have decreased over 18.7% from 2012.

Although New York City law enforcement continues its focus on “quality of life” crimes, summons filings decreased by 34.6% from 2016 to 2017.

Petty offenses, which include misdemeanors, violations, infractions and other low level online arrest/DAT arraignments, decreased with numbers 10.2% lower than 2016, 31.3% lower than those seen in

2012, and 28.7% lower than those seen in 2007. Felony arraignments decreased less significantly— 8.9% lower than the previous year and 15.8% lower than 2012.

Criminal Court calendared 1,028,910 online/DAT cases in 2017, more than the 1,003,128 calendared in 2016. The Court saw a 4.8% decrease in pending online/DAT caseloads.

In 2017, the Court brought 259,016 cases to final disposition, a number 9.7% lower than the previous year.



New York City Criminal Court Supervising Judges



Honorable George A. Grasso
Bronx County



Honorable Michael Yavinsky
Kings County



Honorable Tamiko Amaker
New York County



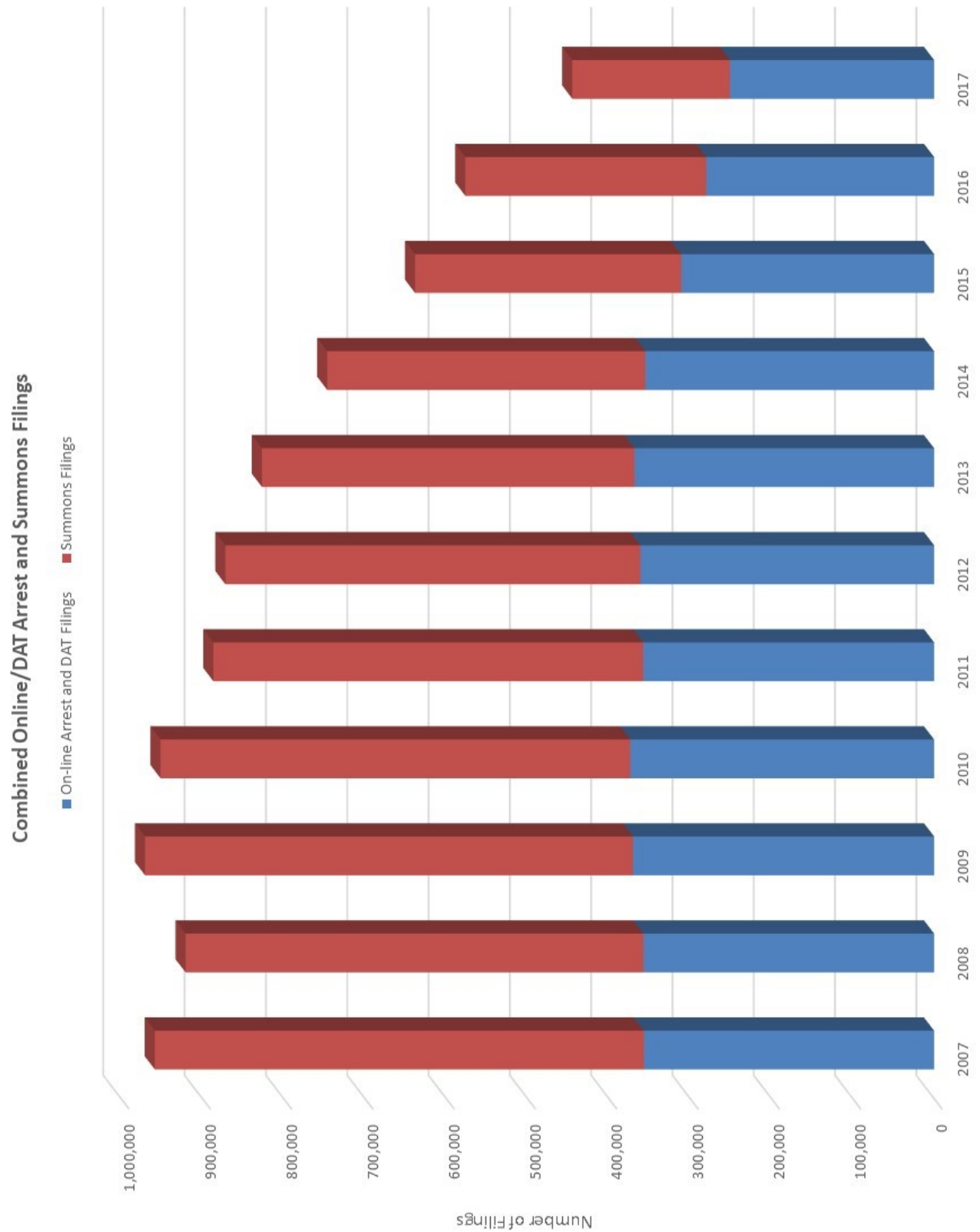
Honorable Michelle Armstrong
Queens County



Honorable Alan Meyer
Richmond County

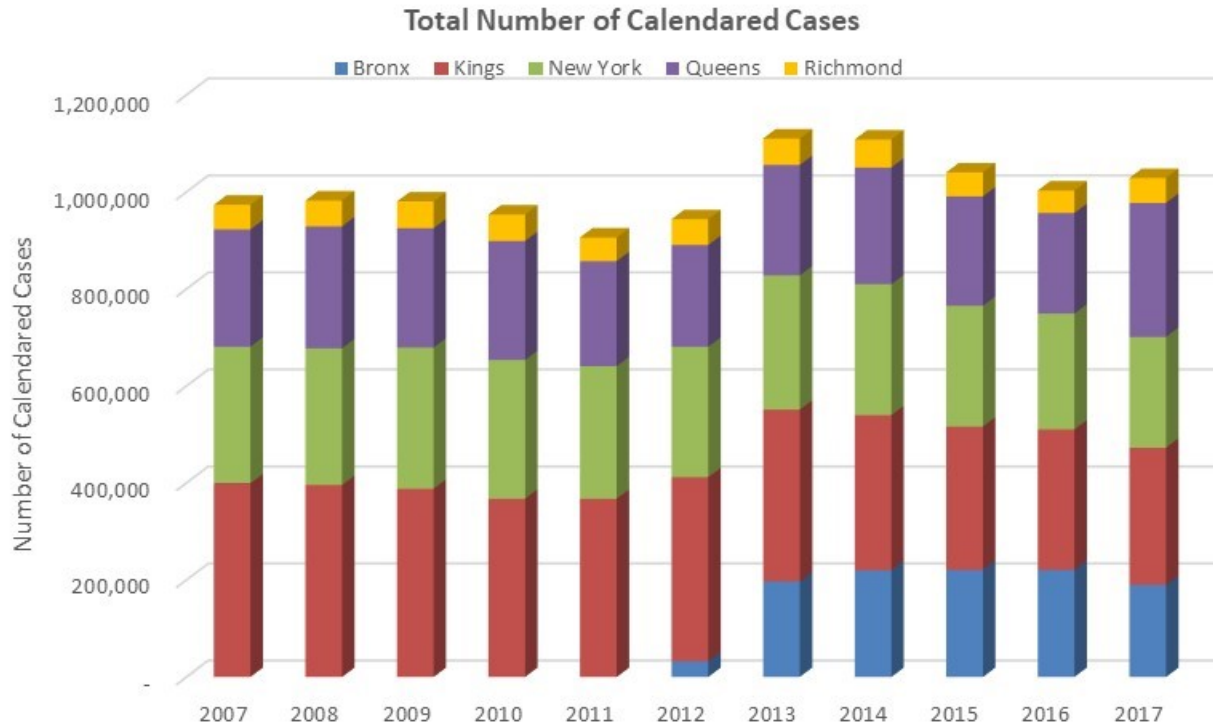


Court Operations – Summary Information





COURT OPERATIONS – SUMMARY INFORMATION



Number of Calendared Cases

	Citywide	Bronx*	Kings	New York	Queens	Richmond
2017	1,028,910	189,696	283,199	228,322	276,373	51,320
2016	1,003,128	220,980	289,831	238,482	207,425	46,410
2015	1,040,446	220,714	295,673	248,927	225,859	49,273
2014	1,108,211	220,096	319,993	269,701	240,650	57,771
2013	1,110,341	196,758	354,655	276,761	227,705	54,462
2012	943,933	32,483	379,625	268,902	209,595	53,328
2011	906,243		367,718	273,088	216,702	48,735
2010	953,671		367,764	285,833	245,255	54,819
2009	980,554		388,157	291,113	246,065	55,219
2008	982,510		395,929	281,891	251,205	53,485
2007	973,765		399,345	281,697	242,091	50,632

*Year 2012 includes Bronx County data for October 2012 to December 2012.



COURT OPERATIONS – SUMMARY INFORMATION

Dockets Pending on December 31 (Snapshot of Pending Cases)

		Citywide	Bronx	Kings	New York	Queens	Richmond
	Total	52,514	10,070	14,796	11,372	12,831	3,445
2017	<i>Total Pending Disposition</i>	48,445	9,712	13,620	10,062	11,958	3,093
	<i>Felony</i>	10,575	1,808	2,874	2,120	3,125	648
	<i>Misd/Inf/Viol/Oth</i>	37,870	7,904	10,746	7,942	8,833	2,445
	<i>Total Pending Sentence</i>	4,069	358	1,176	1,130	873	352
	Total	55,297	11,207	16,016	12,934	11,772	3,368
2016	<i>Total Pending Disposition</i>	50,903	10,753	14,561	11,696	10,867	3,026
	<i>Felony</i>	11,058	2,113	2,796	2,413	3,000	736
	<i>Misd/Inf/Viol/Oth</i>	39,845	8,640	11,765	9,283	7,867	2,290
	<i>Total Pending Sentence</i>	4,394	454	1,455	1,238	905	342
	Total	59,391	15,162	14,767	14,695	12,289	2,478
2015	<i>Total Pending Disposition</i>	55,261	14,933	13,174	13,687	11,288	2,179
	<i>Felony</i>	12,123	2,406	3,244	2,802	3,207	464
	<i>Misd/Inf/Viol/Oth</i>	43,138	12,527	9,930	10,885	8,081	1,715
	<i>Total Pending Sentence</i>	4,130	229	1,593	1,008	1,001	299
	Total	59,366	14,422	15,158	14,019	11,821	3,946
2014	<i>Total Pending Disposition</i>	55,094	14,196	13,350	12,978	11,105	3,465
	<i>Felony</i>	11,699	2,673	2,754	2,594	3,062	616
	<i>Misd/Inf/Viol/Oth</i>	43,395	11,523	10,596	10,384	8,043	2,849
	<i>Total Pending Sentence</i>	4,272	226	1,808	1,041	716	481
	Total	65,238	17,374	16,654	15,907	11,936	3,367
2013	<i>Total Pending Disposition</i>	61,341	17,127	15,155	14,938	11,162	2,959
	<i>Felony</i>	11,738	2,553	2,678	2,901	3,004	602
	<i>Misd/Inf/Viol/Oth</i>	49,603	14,574	12,477	12,037	8,158	2,357
	<i>Total Pending Sentence</i>	3,897	247	1,499	969	774	408
	Total	62,060	16,232	17,617	15,107	9,523	3,581
2012	<i>Total Pending Disposition</i>	58,288	16,117	16,153	14,066	8,686	3,266
	<i>Felony</i>	12,094	3,725	2,791	2,410	2,647	521
	<i>Misd/Inf/Viol/Oth</i>	46,194	12,392	13,362	11,656	6,039	2,745
	<i>Total Pending Sentence</i>	3,772	115	1,464	1,041	837	315
2011	Total	45,404		17,140	15,277	9,664	3,323
	<i>Total Pending Disposition</i>	42,279		16,089	14,356	8,829	3,005
	<i>Felony</i>	8,515		2,641	2,732	2,651	491
	<i>Misd/Inf/Viol/Oth</i>	33,764		13,448	11,624	6,178	2,514
	<i>Total Pending Sentence</i>	3,125		1,051	921	835	318
2010	Total	46,304		16,177	16,663	10,774	2,690
	<i>Total Pending Disposition</i>	43,414		15,243	15,985	9,875	2,311
	<i>Felony</i>	8,736		2,511	3,167	2,644	414
	<i>Misd/Inf/Viol/Oth</i>	34,678		12,732	12,818	7,231	1,897
	<i>Total Pending Sentence</i>	2,890		934	678	899	379



COURT OPERATIONS – SUMMARY INFORMATION

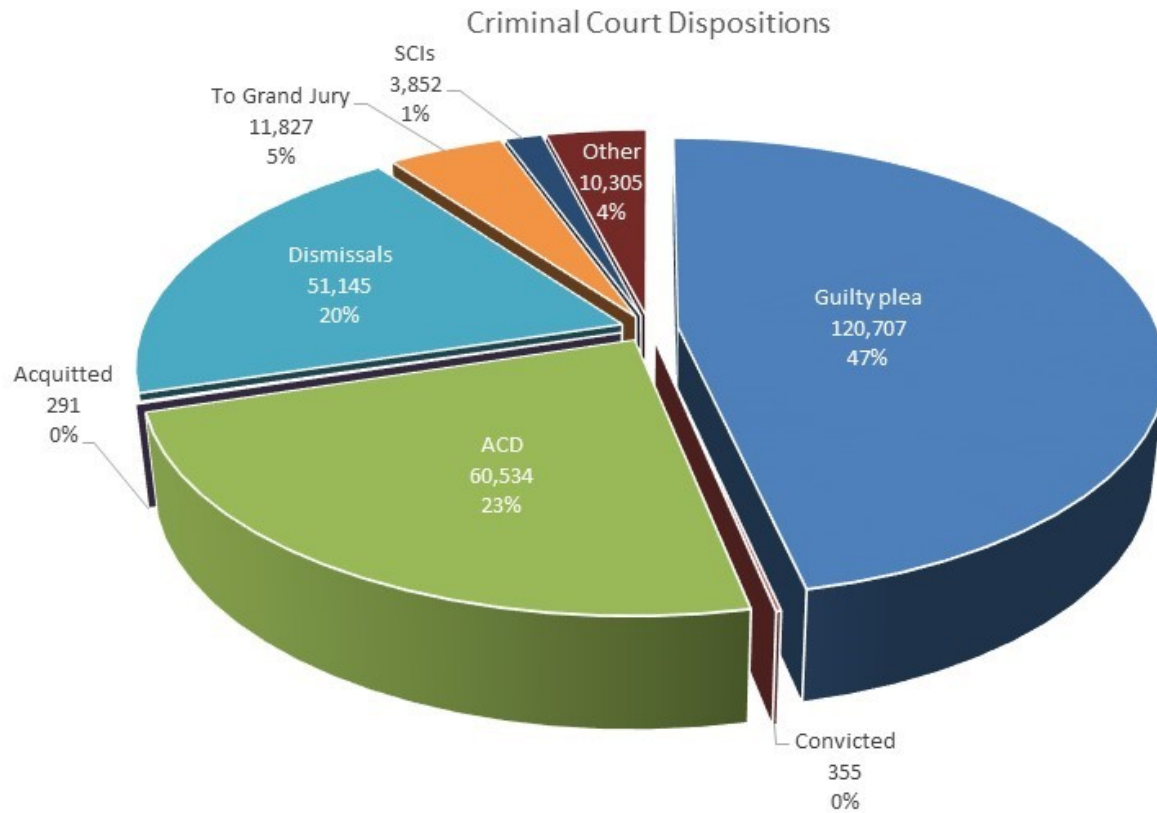
Dockets Pending on December 31 (Snapshot of Pending Cases)

	Citywide	Bronx	Kings	New York	Queens	Richmond
Total	46,735		16,699	16,967	9,859	3,210
Total Pending Disposition	43,773		15,621	16,432	8,891	2,829
Felony	8,510		2,486	3,141	2,385	498
Misd/Inf/Viol/Oth	35,263		13,135	13,291	6,506	2,331
Total Pending Sentence	2,962		1,078	535	968	381
Total	51,725		19,676	17,667	11,300	3,082
Total Pending Disposition	48,771		18,570	17,196	10,243	2,762
Felony	10,522		2,907	3,955	3,068	592
Misd/Inf/Viol/Oth	38,249		15,663	13,241	7,175	2,170
Total Pending Sentence	2,954		1,106	471	1,057	320
Total	47,885		18,503	16,899	10,141	2,342
Total Pending Disposition	45,151		17,506	16,491	9,091	2,063
Felony	10,435		2,973	3,999	3,036	427
Misd/Inf/Viol/Oth	34,716		14,533	12,492	6,055	1,636
Total Pending Sentence	2,734		997	408	1,050	279





COURT OPERATIONS – SUMMARY INFORMATION



	Citywide Dispositions								
	Total	Guilty Plea	Convicted	Acquitted	ACD	Dismissal	To Grand Jury	SCI	Other*
2017	259,016	120,707	355	291	60,534	51,145	11,827	3,852	10,305
2016	286,905	132,489	304	287	67,224	52,618	11,980	3,578	18,425
2015	315,760	146,201	243	233	82,178	51,589	11,999	3,101	20,216
2014	359,475	172,490	314	266	94,823	55,126	12,563	3,123	20,770
2013	364,583	178,647	378	313	93,972	52,738	13,707	2,948	21,880
2012	313,791	149,311	334	194	87,934	43,559	11,495	2,750	18,214
2011	286,286	135,474	291	216	84,504	38,229	10,347	2,804	14,421
2010	293,637	142,520	271	228	80,760	41,725	10,820	3,184	14,129
2009	300,318	151,094	258	167	75,530	44,988	11,821	3,384	13,076
2008	282,788	142,359	220	171	66,065	45,525	13,512	3,473	11,463
2007	282,684	144,187	217	190	65,675	43,733	13,265	4,161	11,256

* Dispositions in the "Other" category include resolutions of Criminal Court warrants outstanding in another county; resolutions of Family Court warrants and Orders of Protection outstanding; removals to Family Court; extradition matters; and transfers to another court.

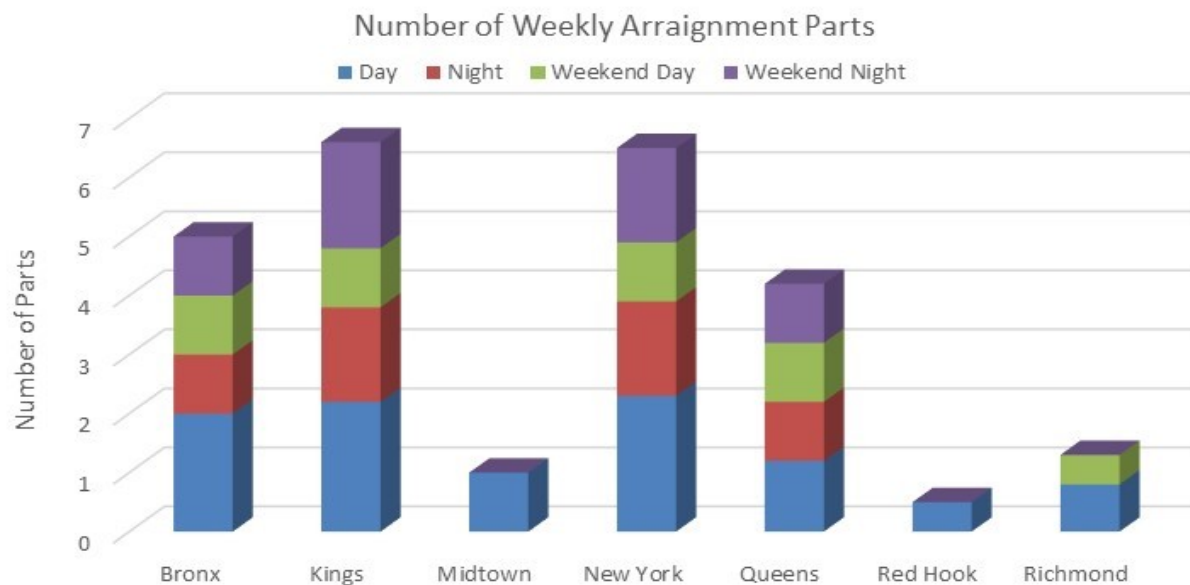


COURT OPERATIONS — ARRAIGNMENTS

The arraignment marks the first time that a criminal defendant appears in court. Arraignment Parts of Criminal Court operate day and night, every day of the year in all New York City. In 2017, 253,275 cases were arraigned citywide on Online arrest or Desk Appearance Ticket (DAT) cases.

Arraignments are the final stage of the arrest process in New York City. Before the defendant appears before the Judge, a complicated series of steps must occur, all typically within a twenty-four hour period. The flowchart on page 27 shows all of the necessary steps that must occur between a defendant's arrest and the time that he or she first appears in court. The defendant must be brought to Central Booking where his or her arrest photo and fingerprints are taken. The fingerprints are electronically sent to the Division of Criminal

Justice Services (DCJS) where a criminal history or rap sheet is produced and returned to the police in Central Booking. Meanwhile the Criminal Justice Agency (CJA) interviews each defendant for the purpose of making a bail recommendation and the arresting officer meets with an Assistant District Attorney in order to draft the complaint that will start the criminal prosecution. All of these items - complaint, rap sheet and CJA report - must be compiled before the court may arraign the defendant. Once compiled, the paperwork are delivered to court arraignment clerks who prepare a final file for the court and attorneys, assign a docket number to the case and initialize the case in the court's computer system. Defense counsel - either assigned or private - is then given an opportunity to interview the defendant before he or she sees the judge.



Number of Weekly Arraignment Parts - 2017

	Citywide*	Bronx	Kings	Midtown	New York	Queens	Red Hook	Richmond
Arraignment Parts	25.1*	5.0	6.6	1.0	6.5	4.2	0.5*	1.3*
Day	10.0	2.0	2.2	1.0	2.3	1.2	0.5*	0.8*
Night	5.2	1.0	1.6	0.0	1.6	1.0	0.0	0.0
Weekend Day	4.5*	1.0	1.0	0.0	1.0	1.0	0.0	0.5*
Weekend Night	5.4	1.0	1.8	0.0	1.6	1.0	0.0	0.0

* Some arraignment parts are listed as a fraction. In Queens, the arraignment part that is only opened one day/week is listed as 0.2. In Red Hook and Richmond the parts listed operate half of the time as an arraignment part and the other half as either an all purpose part or a trial part. Summons courtrooms are not included in this list.



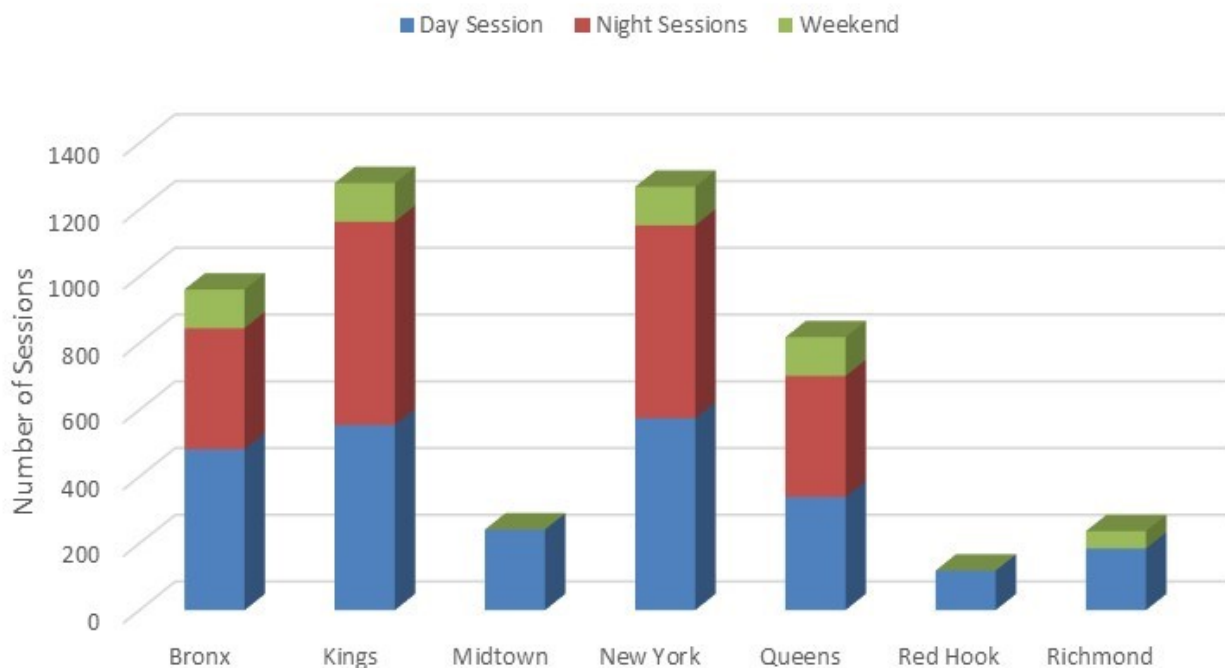
COURT OPERATIONS – ARRAIGNMENTS

In the Arraignment Part, defendants are notified of the charges that have been filed against them and are advised of their rights. The Arraignment judge also hears arguments from the assistant district attorney and defense counsel concerning bail - whether it is appropriate and, if so, what form the bail should take and how much.

Arraignment is also the first opportunity to dispose of misdemeanor cases. In 2017 there were 103,713

cases disposed of at arraignment throughout all of Criminal Court's five county arraignment parts, about 41.9% of all arrest cases arraigned.

Number of Arraignment Sessions - 2017



Arraignment Sessions* - 2017

	Citywide	Bronx	Kings**	Midtown	New York	Queens	Red Hook	Richmond***
Total Sessions	4,926	961	1,280	242	1,269	818	119	237
Day Sessions	2,497	482	555	242	575	339	119	185
Night Sessions	1,913	363	609	0	578	363	0	0
Weekend Day Sessions	516	116	116	0	116	116	0	52

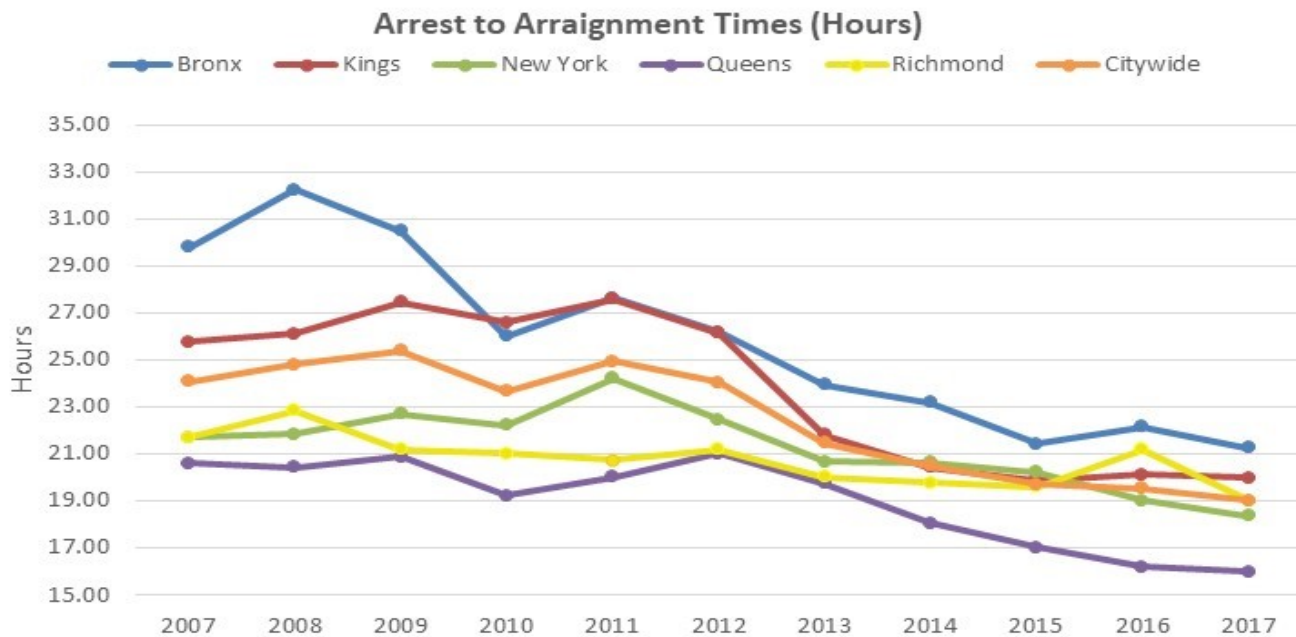
* Arraignment sessions are the number of parts opened for the year devoted to arraignments. ** Kings County APAR6 opened for 1/2 day. The total sessions for this part is the adjusted days times 1/2. *** Richmond County sessions were computed as follows: APAR1 # of days times 1/2, APAR2 # of days times 1/4, APAR4 # of days times 1/2. Richmond DAT is not credited with a part day since it is only opened for a portion of a day. **** Counties did not enter data for the Hospital ARR Part, except for NY County.



Arrest to Arraignment – The Process

There is a tremendous amount of work that must be done after the police arrest a defendant and before the defendant is ready to appear in front of a judge for arraignment. The police must meet with the District Attorney's Office, which will in turn draft a complaint. The police must also send the defendant's fingerprints to Division of Criminal Justice Services (DCJS) in Albany and await the return of a criminal history. The arraignment court clerks must create a court file, assign a docket number and enter the initial case information into the Court's database. Meanwhile, the Criminal Justice Agency must interview the defendant and make a bail recommendation.

Only after all of this takes place, does a defense attorney speak to the defendant and file notice that the defendant is ready to be arraigned by the Court. This page highlights the average time between arrest and arraignment for 2017 and how that compares with the previous ten years. This time period is made all the more important by a mandate from the Court of Appeals to complete this process within twenty-four hours.

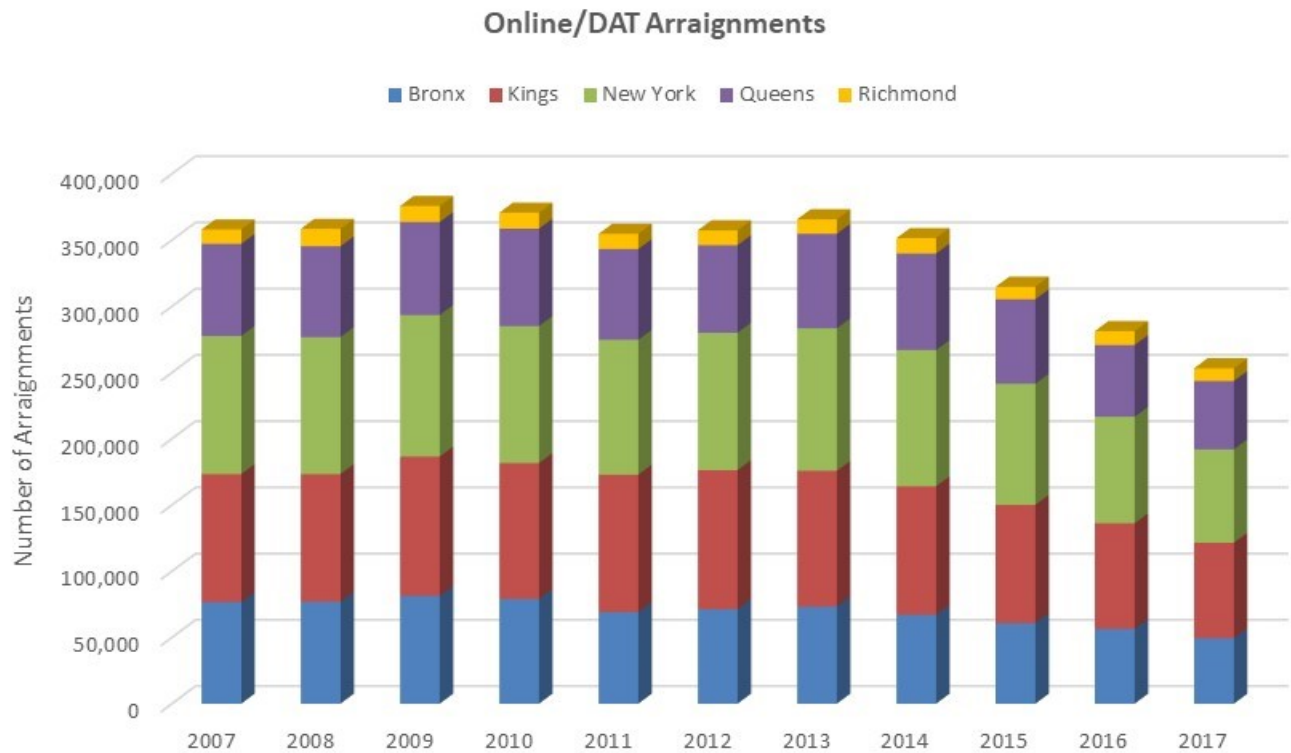


Average Arrest to Arraignment Times (Hours)

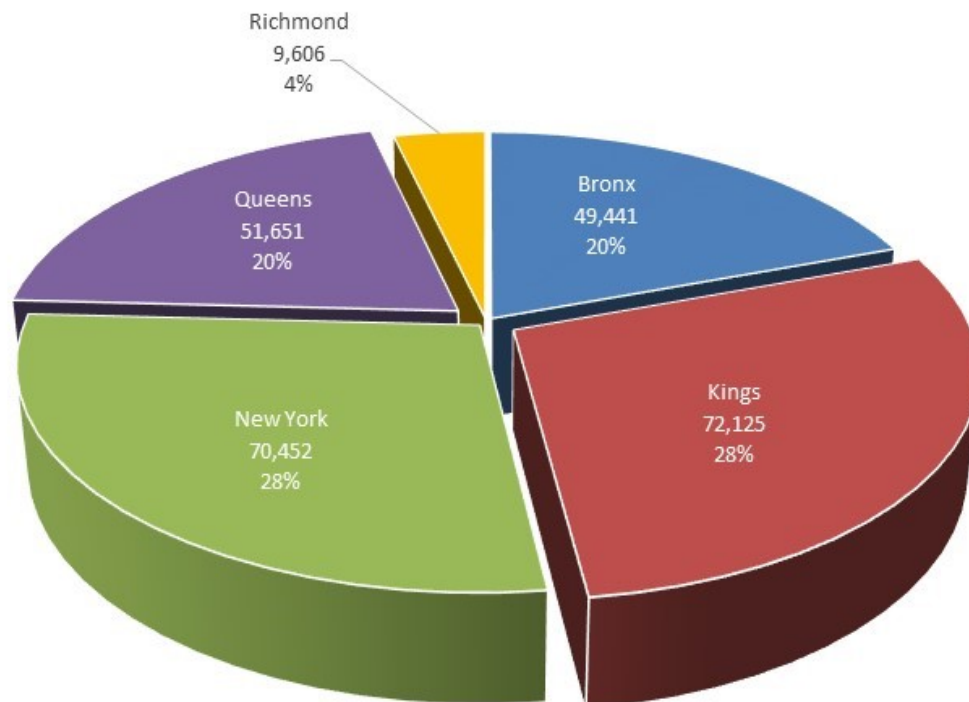
	Citywide	Bronx	Kings	New York	Queens	Richmond
2017	19.00	21.23	19.98	18.35	15.98	19.02
2016	19.51	22.15	20.10	19.02	16.19	21.16
2015	19.68	21.42	19.87	20.23	17.00	19.60
2014	20.50	23.16	20.43	20.62	18.03	19.78
2013	21.44	23.92	21.78	20.66	19.74	20.01
2012	24.02	26.18	26.13	22.46	20.99	21.18
2011	24.94	27.62	27.57	24.21	20.00	20.73
2010	23.64	25.99	26.58	22.20	19.22	21.02
2009	25.39	30.47	27.43	22.70	20.87	21.16
2008	24.80	32.22	26.11	21.84	20.41	22.83
2007	24.07	29.80	25.75	21.71	20.60	21.68



COURT OPERATIONS – ARRAIGNMENTS



Criminal Court Arraignments - 2017



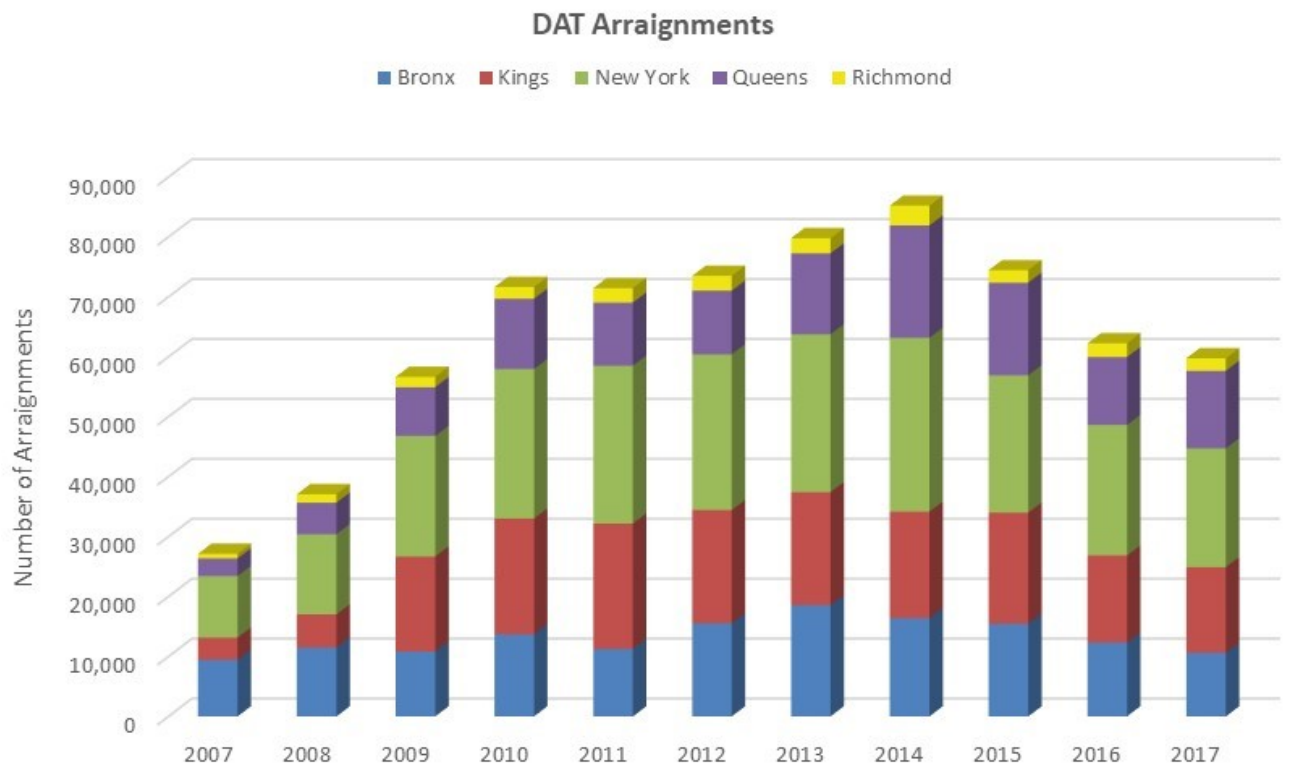
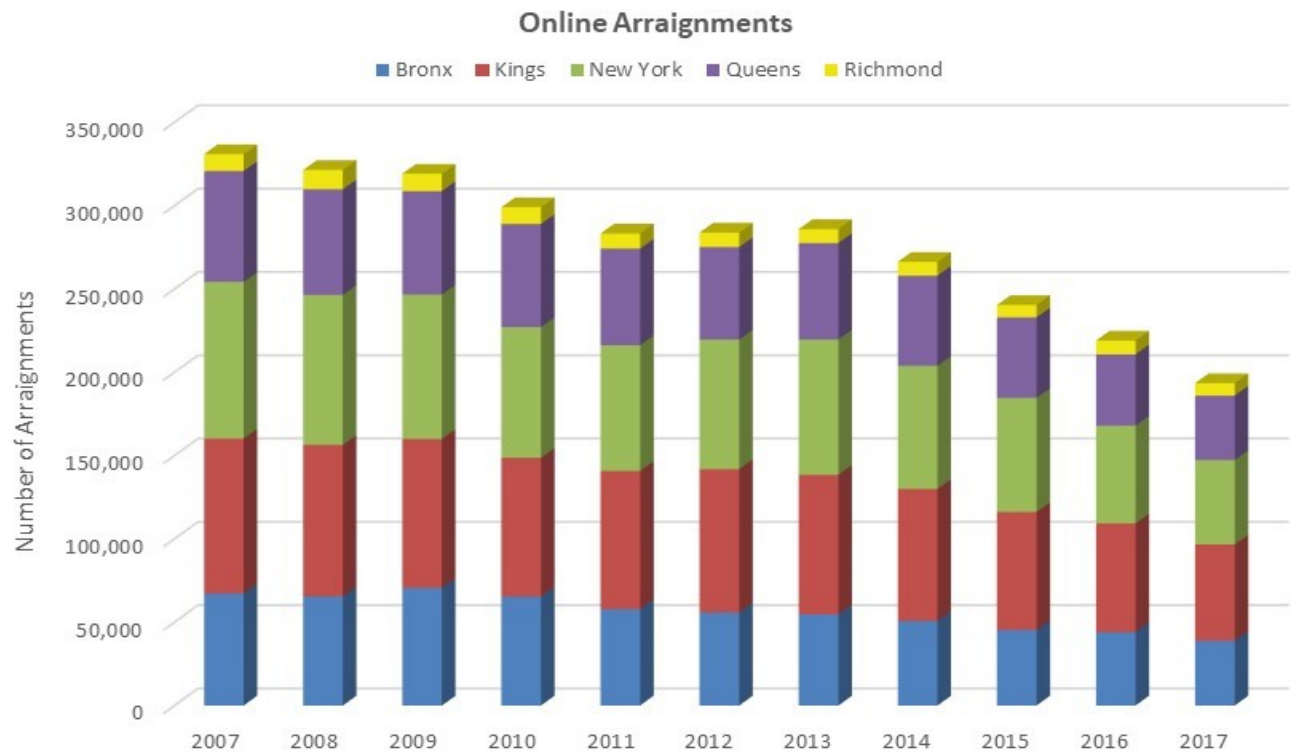


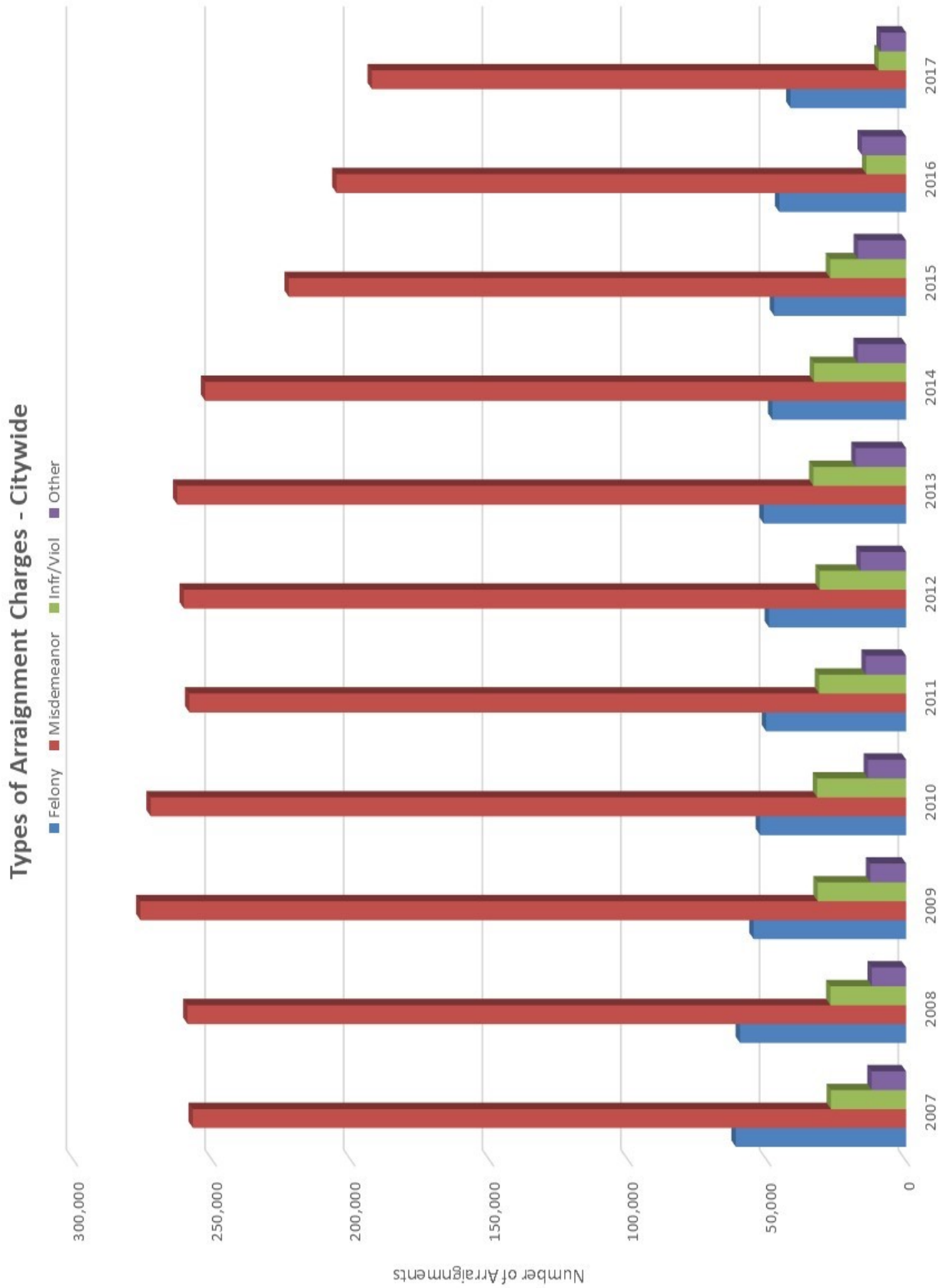
DAT/Online Arraignments

		Citywide	Bronx	Kings	New York	Queens	Richmond
2017	Total Arraignments	253,275	49,441	72,125	70,452	51,651	9,606
	DAT	59,763	10,615	14,289	19,819	12,955	2,085
	Online Arrests	193,512	38,826	57,836	50,633	38,696	7,521
2016	Total Arraignments	281,321	56,356	79,854	80,449	54,080	10,582
	DAT	62,267	12,326	14,538	21,782	11,323	2,298
	Online Arrests	219,054	44,030	65,316	58,667	42,757	8,284
2015	Total Arraignments	314,815	60,772	89,420	91,348	63,789	9,486
	DAT	74,457	15,470	18,548	22,899	15,459	2,081
	Online Arrests	240,358	45,302	70,872	68,449	48,330	7,405
2014	Total Arraignments	351,511	67,121	97,041	102,876	72,825	11,648
	DAT	85,236	16,389	17,793	29,002	18,749	3,303
	Online Arrests	266,275	50,732	79,248	73,874	54,076	8,345
2013	Total Arraignments	365,752	73,227	102,627	107,553	71,391	10,954
	DAT	79,807	18,554	18,878	26,323	13,519	2,533
	Online Arrests	285,945	54,673	83,749	81,230	57,872	8,421
2012	Total Arraignments	357,422	71,379	104,946	103,700	66,173	11,224
	DAT	73,522	15,535	18,900	25,979	10,650	2,458
	Online Arrests	283,900	55,844	86,046	77,721	55,523	8,766
2011	Total Arraignments	354,797	69,091	103,884	101,805	68,535	11,482
	DAT	71,476	11,280	20,903	26,333	10,555	2,405
	Online Arrests	283,321	57,811	82,981	75,472	57,980	9,077
2010	Total Arraignments	370,769	79,021	102,676	103,428	73,589	12,055
	DAT	71,677	13,700	19,340	24,932	11,735	1,970
	Online Arrests	299,092	65,321	83,336	78,496	61,854	10,085
2009	Total Arraignments	375,837	81,413	105,289	106,796	70,218	12,121
	DAT	56,671	10,813	15,869	20,123	8,144	1,722
	Online Arrests	319,166	70,600	89,420	86,673	62,074	10,399
2008	Total Arraignments	358,559	76,923	96,498	103,398	68,669	13,071
	DAT	37,094	11,508	5,524	13,369	5,278	1,415
	Online Arrests	321,465	65,415	90,974	90,029	63,391	11,656
2007	Total Arraignments	358,079	76,631	96,760	104,333	69,500	10,855
	DAT	27,146	9,423	3,742	10,275	2,931	775
	Online Arrests	330,933	67,208	93,018	94,058	66,569	10,080



COURT OPERATIONS – ARRAIGNMENTS







Arraignments – Types of Charges

		Types of Online/DAT Arraignments†					
		Citywide	Bronx	Kings	New York	Queens	Richmond
2017	Total	253,275	49,441	72,125	70,452	51,651	9,606
	Felony	41,653	7,722	12,754	11,285	7,996	1,896
	Misdemeanor	192,632	39,229	52,030	54,479	39,598	7,296
	Infraction/Violation	9,911	484	4,987	1,734	2,592	114
	Other	9,079	2,006	2,354	2,954	1,465	300
2016	Total	281,321	56,356	79,854	80,449	54,080	10,582
	Felony	45,732	9,761	13,527	12,290	8,271	1,883
	Misdemeanor	205,386	42,788	55,016	59,993	39,472	8,117
	Infraction/Violation	14,296	572	7,185	3,034	3,372	133
	Other	15,907	3,235	4,126	5,132	2,965	449
2015	Total	314,815	60,772	89,420	91,348	63,789	9,486
	Felony	47,573	10,623	13,984	12,498	8,876	1,592
	Misdemeanor	222,579	45,928	60,511	62,350	46,360	7,430
	Infraction/Violation	27,357	786	10,457	10,638	5,388	88
	Other	17,306	3,435	4,468	5,862	3,165	376
2014	Total	351,511	67,121	97,041	102,876	72,825	11,648
	Felony	48,227	11,834	12,909	12,756	8,873	1,855
	Misdemeanor	252,741	50,703	67,343	72,069	53,508	9,118
	Infraction/Violation	33,172	1,176	12,254	12,536	6,976	230
	Other	17,371	3,408	4,535	5,515	3,468	445
2013	Total	365,752	73,227	102,627	107,553	71,391	10,954
	Felony	51,328	11,978	14,084	13,694	9,597	1,975
	Misdemeanor	262,813	56,428	71,171	75,648	51,224	8,342
	Infraction/Violation	33,419	1,232	12,200	12,531	7,217	239
	Other	18,192	3,589	5,172	5,680	3,353	398
2012	Total	357,422	71,379	104,946	103,700	66,173	11,224
	Felony	49,443	12,009	14,067	12,703	8,944	1,720
	Misdemeanor	260,433	54,668	74,772	74,713	47,486	8,794
	Infraction/Violation	31,116	1,414	11,206	11,379	6,812	305
	Other	16,430	3,288	4,901	4,905	2,931	405
2011	Total	354,797	69,091	103,884	101,805	68,535	11,482
	Felony	50,458	13,040	13,872	12,803	8,953	1,790
	Misdemeanor	258,466	51,703	74,955	72,932	50,008	8,868
	Infraction/Violation	31,350	1,280	11,021	11,762	6,824	463
	Other	14,523	3,068	4,036	4,308	2,750	361

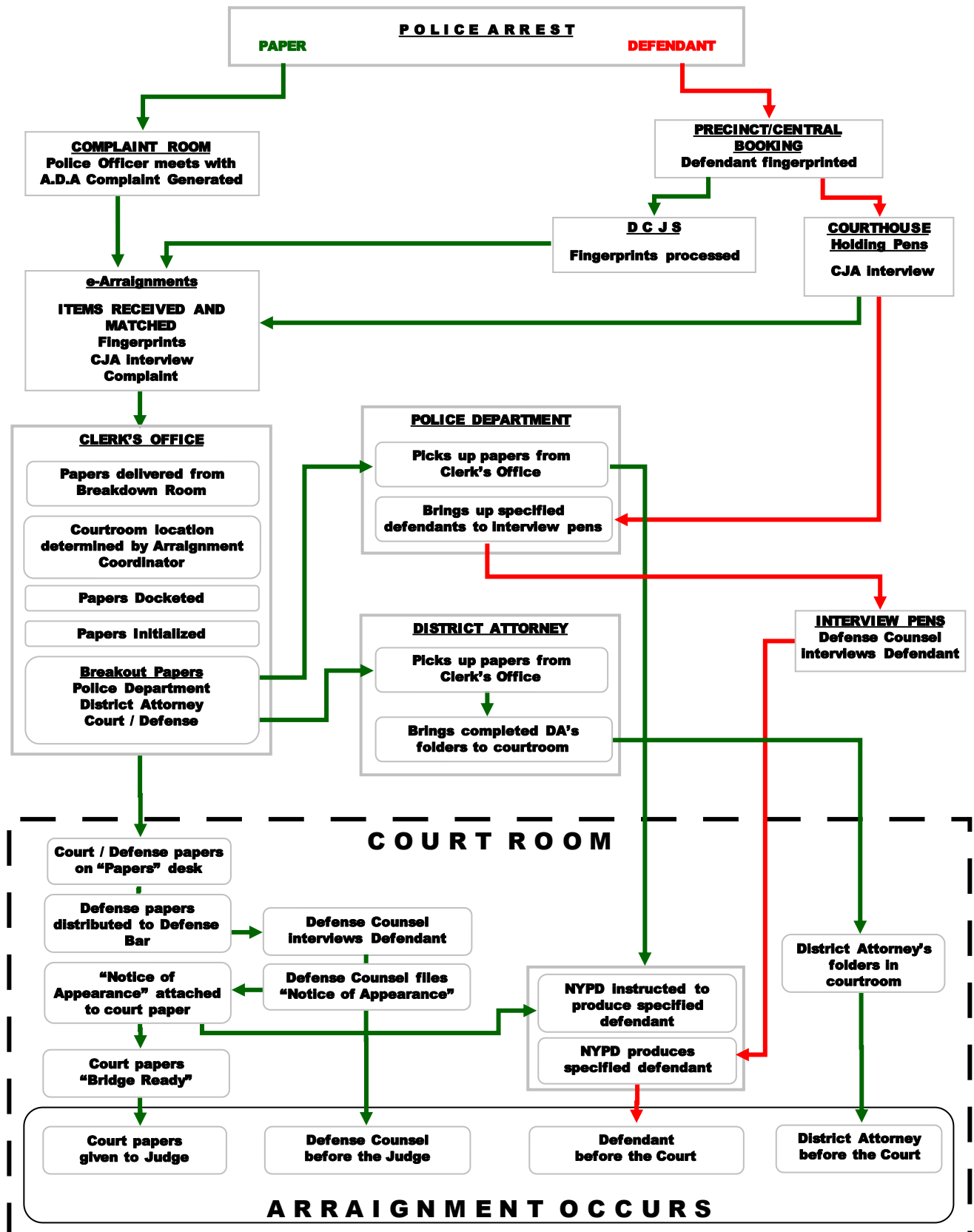
† Excludes arraignments on summonses. For discussion of summons matters, see page 33.



		Citywide	Bronx	Kings	New York	Queens	Richmond
2010	Total	370,769	79,021	102,676	103,428	73,589	12,055
	Felony	52,639	13,919	14,132	13,900	8,934	1,754
	Misdemeanor	272,400	60,599	74,802	74,175	53,512	9,312
	Infraction/Violation	32,033	1,404	10,127	11,485	8,424	593
	Other	13,697	3,099	3,615	3,868	2,719	396
2009	Total	375,837	81,413	105,289	106,796	70,218	12,121
	Felony	54,970	14,873	14,954	14,618	8,510	2,015
	Misdemeanor	276,112	62,429	77,224	76,693	50,548	9,218
	Infraction/Violation	31,853	1,266	9,672	11,845	8,596	474
	Other	12,902	2,845	3,439	3,640	2,564	414
2008	Total	358,559	76,923	96,498	103,398	68,669	13,071
	Felony	59,886	15,543	16,543	15,732	9,685	2,383
	Misdemeanor	259,119	57,588	68,335	74,542	48,809	9,845
	Infraction/Violation	27,267	1,173	8,479	9,486	7,716	413
	Other	12,287	2,619	3,141	3,638	2,459	430
2007	Total	358,079	76,631	96,760	104,333	69,500	10,855
	Felony	61,396	16,042	16,497	16,215	10,602	2,040
	Misdemeanor	257,202	56,439	68,776	75,882	47,973	8,132
	Infraction/Violation	27,090	1,319	8,288	8,640	8,502	341
	Other	12,391	2,831	3,199	3,596	2,423	342



Arrest to Arraignment Flowchart





Arraignment Dispositions

A large number of cases are disposed of at arraignment, even though this is only the first court appearance. Almost all of these dispositions involved misdemeanor or other petty offenses. Citywide,

approximately 40% of all case filings were disposed of at their initial court appearance, except for Queens and Staten Island where about 34% and 23% of all cases are disposed of in arraignments respec-

Dispositions at Arraignment†												
	Citywide		Bronx		Kings		New York		Queens		Richmond	
	Number	Percent	Number	Percent	Number	Percent	Number	Percent	Number	Percent	Number	Percent
2017	103,713	40.0	22,261	43.9	28,722	39.2	32,488	44.5	18,002	34.2	2,240	23.7
2016	122,948	42.9	26,103	43.3	33,696	42.6	39,407	47.5	20,914	38.2	2,828	29.0
2015	149,765	47.4	27,827	46.6	42,634	47.2	49,281	54.1	27,266	42.7	2,757	25.4
2014	176,417	49.1	30,903	44.2	47,183	47.2	59,346	56.3	35,341	48.4	3,644	32.7
2013	182,988	50.2	34,790	47.7	49,684	47.8	60,186	56.1	34,630	50.0	3,698	32.7
2012	179,007	51.0	33,714	51.8	51,855	49.6	56,830	54.6	32,849	49.5	3,759	34.3
2011	179,221	50.4	30,946	44.6	53,727	52.5	55,370	53.5	34,849	50.1	4,329	39.9
2010	187,414	50.3	38,039	48.1	53,054	51.2	53,054	50.8	38,474	52.8	4,793	38.0
2009	190,718	49.9	41,391	50.6	55,107	51.0	54,330	50.0	35,589	49.7	4,301	35.6
2008	177,209	49.1	38,323	48.9	46,978	47.6	52,397	50.6	34,586	50.7	4,925	39.5
2007	179,973	49.9	37,026	48.3	49,504	50.5	53,335	51.5	36,611	52.2	3,497	31.8

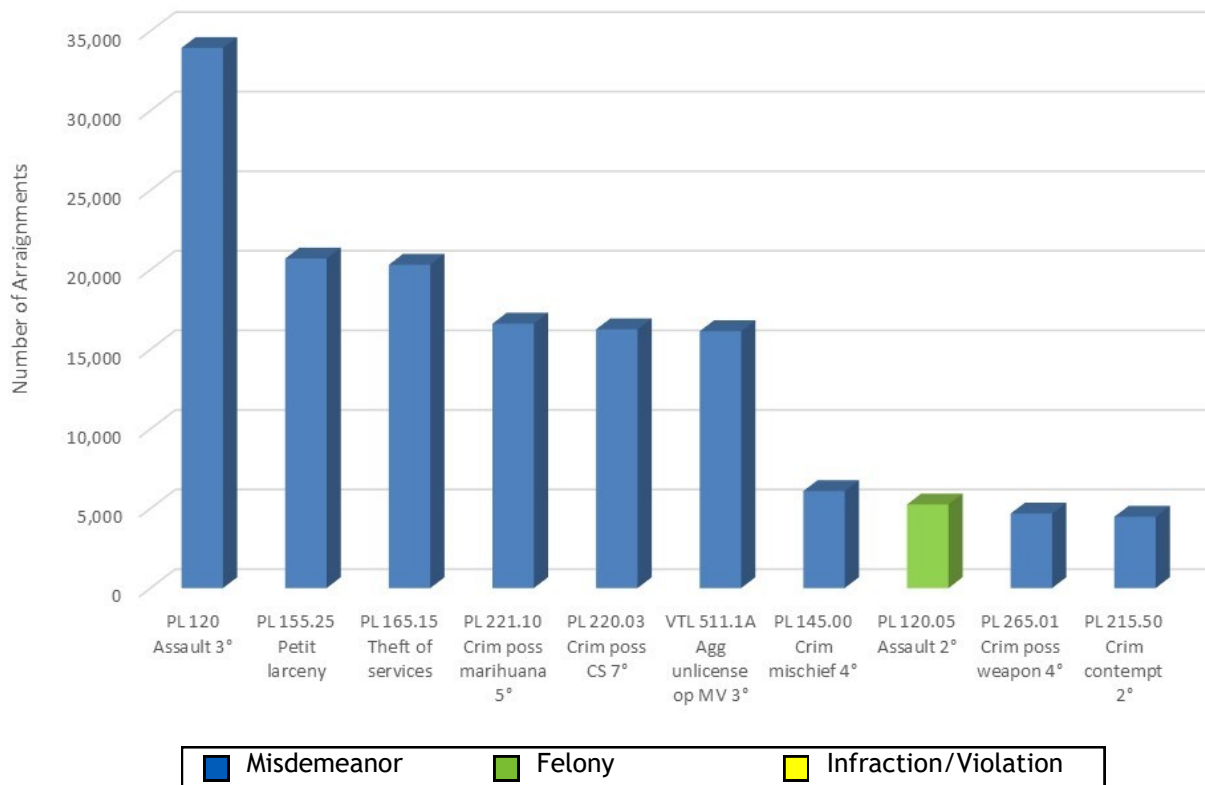
† Figures listed are the percentage of all of that year's dispositions



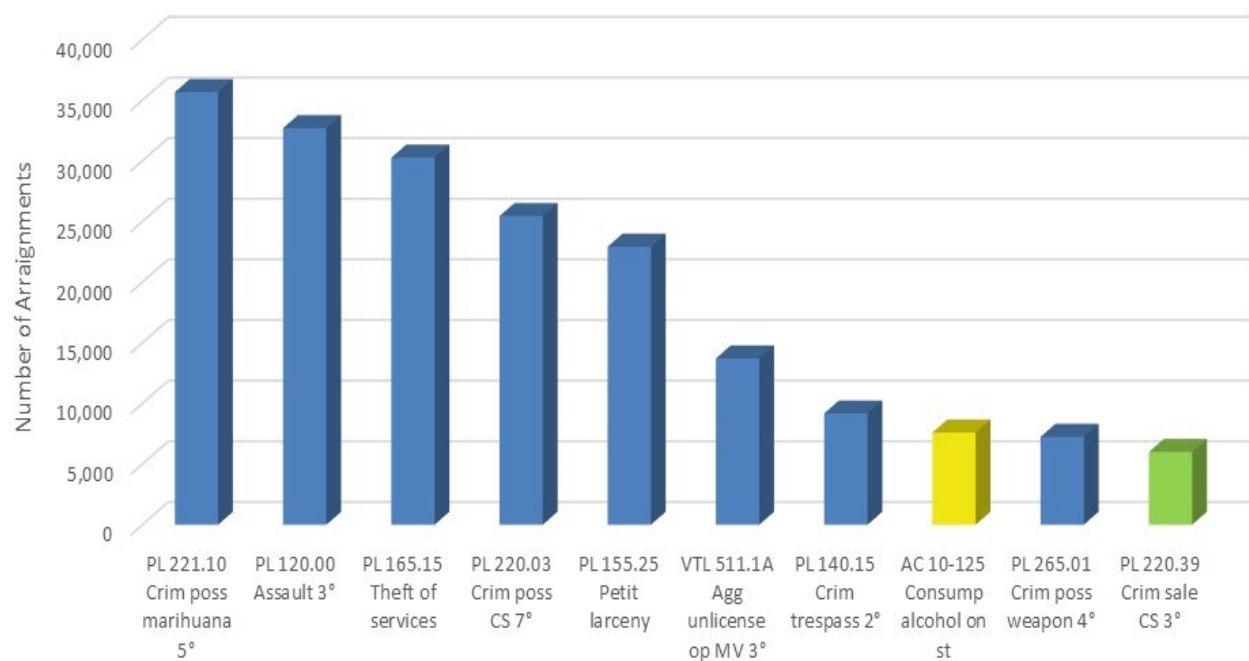


Most Frequently Charged Offenses At Arraignment

Top Ten Arraignment Charges - 2017



Top Ten Arraignment Charges - 2012





Top 10 Arraignment Charges Citywide

Comparison by most frequently arraigned			2017	2012	2007	2002
PL	120.00	Assault 3°	1	2	3	3
PL	155.25	Petit larceny	2	5	4	4
PL	165.15	Theft of Services	3	3	5	6
PL	221.10	Crim poss marihuana 5°	4	1	1	1
PL	220.03	Crim poss CS 7°	5	4	2	2
VTL	511.1A	Agg unlicensed op MV 3°	6	6	6	—
PL	145.00	Criminal mischief 4°	7	—	—	—
PL	120.05	Assault 2°	8	—	—	—
PL	265.01	Crim poss weapon 4°	9	9	9	—
PL	215.50	Crim contempt 2°	10	—	—	—
AC	10-125	Consump alcohol on st	—	8	—	—
PL	220.39	Crim sale CS 3°	—	10	8	7
PL	140.15	Criminal trespass 2°	—	7	7	8
VTL	511.1	Agg unlicensed op MV 3°	—	—	—	5
PL	140.10	Crim trespass 3°	—	—	—	9
PL	220.16	Crim poss CS 3°	—	—	10	10

Top 10 Misdemeanor Arraignment Charges Citywide

Comparison by most frequently arraigned			2017	2012	2007	2002
PL	120.00	Assault 3°	1	2	3	3
PL	155.25	Petit larceny	2	5	4	4
PL	165.15	Theft of services	3	3	5	6
PL	221.10	Crim poss marihuana 5°	4	1	1	1
PL	220.03	Crim poss CS 7°	5	4	2	2
VTL	511.1A	Agg unlicensed op MV 3°	6	6	6	—
PL	145.00	Crim mischief 4°	7	9	—	—
PL	265.01	Crim poss weapon 4°	8	8	8	—
PL	215.50	Crim contempt 2°	9	—	—	—
VTL	1192.2	Driving while intoxicated	10	—	10	—
PL	140.15	Criminal trespass 2°	—	7	7	7
PL	205.30	Resisting arrest	—	10	9	—
VTL	511.1	Agg unlic op MV 3°	—	—	—	5
PL	140.10	Criminal trespass 3°	—	—	—	8
PL	120.14	Menacing 2°	—	—	—	9
AC	20-453	Unlicensed gen vendor	—	—	—	10

Top 10 DAT Arraignment Charges Citywide

Comparison by most frequently arraigned			2017	2012	2007	2002
PL	221.10	Crim poss marihuana 5°	1	1	1	1
VTL	511.1A	Agg unlicensed op MV 3°	2	4	4	—
PL	155.25	Petit larceny	3	3	2	4
PL	220.03	Crim poss CS 7°	4	5	3	6
PL	165.15	Theft of services	5	2	6	2
PL	120.00	Assault 3°	6	6	5	3
PL	265.01	Crim poss weapon 4°	7	8	—	—
VTL	511.1	Agg unlicensed op MV 3°	8	—	10	5
PL	145.00	Criminal mischief 4°	9	—	—	8
PL	140.10	Criminal trespass 3°	10	—	—	9
AC	20-453	Unlicensed gen vendor	—	10	8	—
PL	240.30	Agg harassment 2°	—	—	9	7
PL	140.15	Criminal trespass 2°	—	7	7	10
VTL	511	Agg unlicensed op MV 3°	—	9	—	—

Top 10 Felony Arraignment Charges Citywide

Comparison by most frequently arraigned			2017	2012	2007	2002
PL	120.05	Assault 2°	1	2	3	3
PL	220.39	Crim sale CS 3°	2	1	1	1
PL	220.16	Crim poss CS 3°	3	3	2	2
PL	160.10	Robbery 2°	4	4	4	5
PL	155.30	Grand larceny 4°	5	6	6	9
PL	265.03	Crim poss weapon 2°	6	8	7	—
PL	170.25	Crim poss forged ln 2°	7	9	8	6
PL	160.15	Robbery 1°	8	5	5	4
PL	215.51	Criminal Contempt 1°	9	—	—	—
PL	140.25	Burglary 2°	10	7	9	10
PL	155.35	Grand larceny 3°	—	10	10	8
PL	265.02	Crim poss weapon 3°	—	—	—	7



Citywide Summons Operation

In the past year, the personnel supporting the Citywide Summons Operation processed over 193,834 summons filings.

The clerks, data entry and office assistants who comprise the Citywide Summons Operation are responsible for scanning, initializing and docketing every summons case filed with Criminal Court.

Summonses come from over forty certified agencies including the New York City Police Department, Metropolitan Transportation Authority, the New York City Fire Department, the American Society for the Prevention of Cruelty to Animals, Taxi and Limousine Commission, Off Track Betting Corporation, Tax Enforcement, Roosevelt Island Authority and the Unified Court System.

Authorized agencies deliver summonses to the Court's Central Receiving Unit. The Central Receiving Unit separates these summonses by county and appearance date and then looks for serious defects which would prohibit the summons from being docketed, such as a missing signature or narrative, or improper return date. The summonses are then copied into the Court's computer system using high speed scanners which recognize each ticket's bar coded summons number and converts bar code and data into a digital image.

Once the summonses are scanned into the Summons Automated Management System (SAMS), the Associate Court Clerk in charge coordinates with the Supervising Judge's office in each county to ensure that a timely facial sufficiency review takes place prior to the scheduled arraignment date. The summons image is made available for the judicial review via the SummonsTools application.

After the review for facial sufficiency, data entry personnel enters all the pertinent information into the SAMS database and a docket number is assigned to the summons. Summonses that survive the judicial review are calendared for arraignment.

While individual counties still hear and, if necessary, try the individual summons cases, the Citywide Summons Operation's responsibilities do not end when the cases are sent to the individual counties. (Brooklyn and Manhattan cases are heard at 1 Centre Street). The Summons team also sends out notices to defendants for cases rejected because of defect or dismissed after judicial review. The Citywide Summons Operation is also the central repository for all summons records. Upon request by the defendant, certificates of disposition are given after a review of the SAMS system for cases adjudicated after 1999. For older cases, books and computer printouts are used by the Summons clerical staff to locate and verify summons dispositions going back to 1970.

Summonses – Revenue

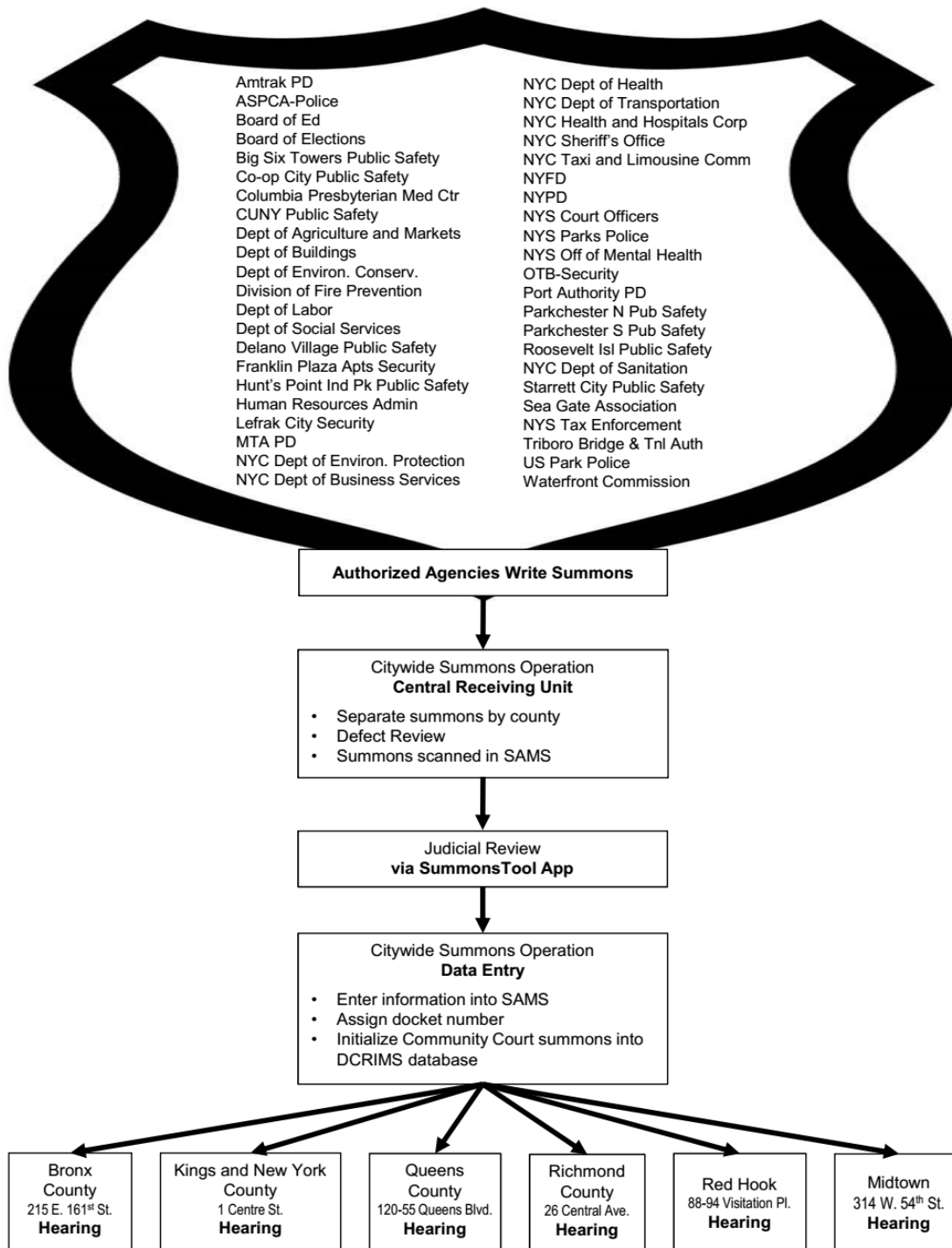
Summons Revenue - 2017

	Citywide	Bronx	Kings**	New York**	Queens	Richmond
Fine City	\$9,533,745	\$235,879	\$337,210	\$8,521,976	\$361,155	\$77,525
Fine State	\$1,847,375	\$458,867	\$120,544	\$826,708	\$373,100	\$68,156
Surcharge CVAF	\$7,314	\$395	\$1,170	\$956	\$668	\$4,125
Surcharge Misd	\$3,351	\$150	\$0	\$428	\$2,295	\$478
Surcharge Violation	\$92,138	\$11,520	\$7,435	\$20,550	\$26,050	\$26,583
Surcharge VTL	\$11,782	\$251	\$780	\$4,561	\$555	\$5,635
Total	\$11,495,705	\$707,062	\$467,139	\$9,375,179	\$763,823	\$182,502

* **Monies received from summonses issued in Brooklyn that are disposed and paid at 1 Centre Street are included in the New York county figures.



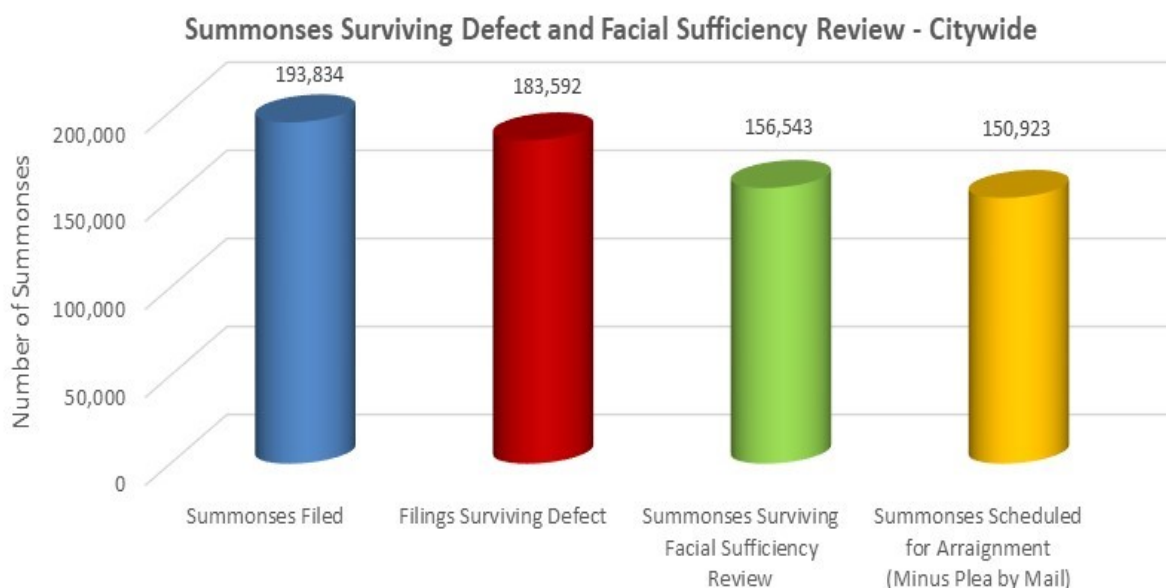
Summonses – From Ticket to Hearing





Summonses — Filings, Docketing and Arraignments

Summary of Summons Filings - 2017								
	Citywide	Bronx	Kings	Midtown	New York	Queens	Red Hook	Richmond
Filings	193,834	39,926	46,436	11,635	42,380	38,741	5,230	9,486
Defects (-)	(10,242)	(1,658)	(2,704)	NA	(3,445)	(2,018)	NA	(417)
Docketed Filings	183,592	38,268	43,732	11,635	38,935	36,723	5,230	9,069
Dism Insuff (-)	(27,049)	(6,789)	(5,173)	(2,434)	(4,789)	(4,064)	NA	(3,800)
Surviving Reviews	156,543	31,479	38,559	9,201	34,146	32,659	5,230	5,269
Plea By Mail (-)	(5,620)	(642)	(2,377)	NA	(1,312)	(1,169)	NA	(120)
Scheduled Arraignments	150,923	30,837	36,182	9,201	32,834	31,490	5,230	5,149

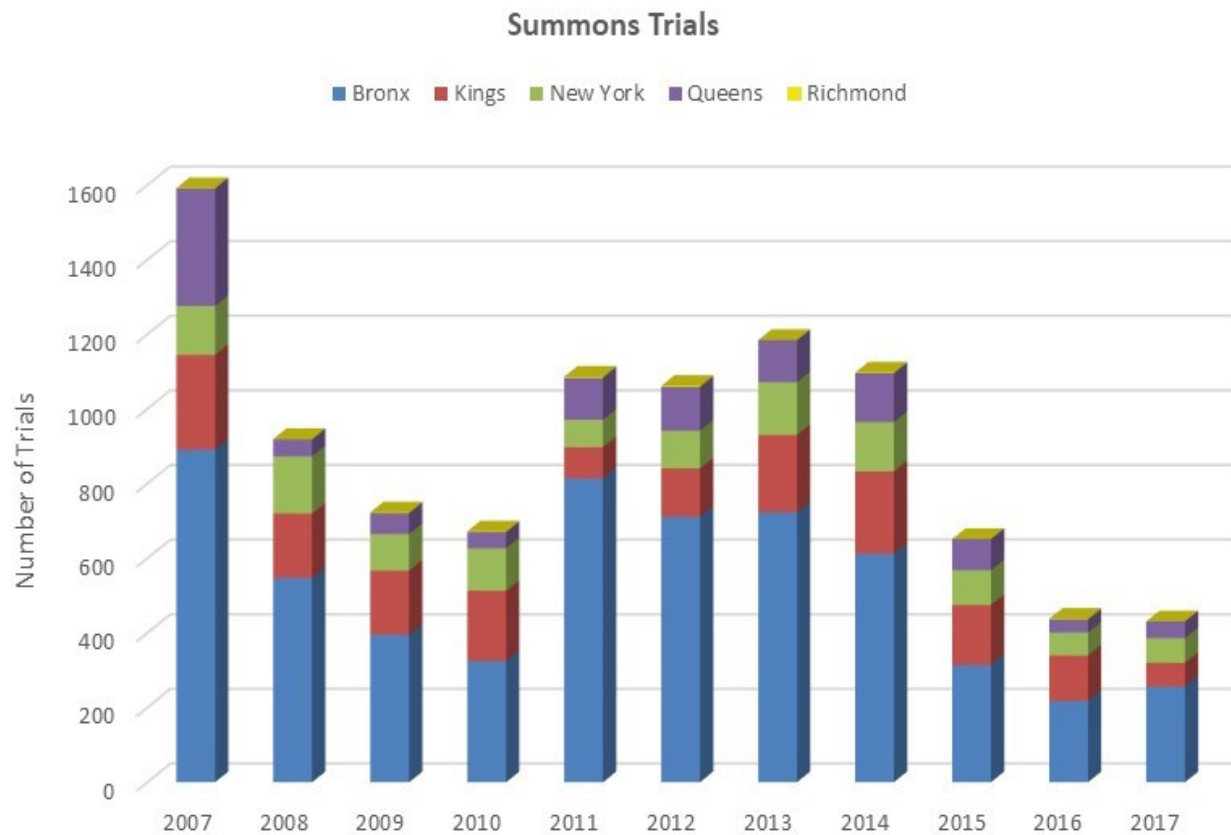


Summons Filings								
	Citywide	Bronx	Kings	Midtown	New York	Queens	Red Hook	Richmond
2017	193,834	39,926	46,436	11,635	42,380	38,741	5,230	9,486
2016	296,290	64,136	75,136	17,167	58,723	59,268	8,318	13,542
2015	327,306	72,761	87,980	16,907	63,162	65,251	8,798	12,447
2014	391,171	82,554	99,879	23,329	79,977	81,053	9,588	14,791
2013	458,095	95,250	115,580	28,938	101,492	89,404	12,379	15,052
2012	510,370	115,647	124,649	27,038	117,178	96,276	13,383	16,199
2011	528,618	110,020	130,095	26,730	131,755	99,784	12,747	17,487
2010	577,664	125,945	156,417	22,585	138,832	104,385	12,575	16,925
2009	600,034	131,267	174,642	12,451	146,119	110,426	8,308	16,821
2008	563,157	120,331	161,271	20,131	133,409	101,266	10,830	15,919
2007	601,457	123,034	165,339	18,734	156,882	112,163	10,057	15,248

Note: Defective Summonses for Midtown and Red Hook are included in the New York and Brooklyn defects. Dism Insuff represents the number of summonses dismissed as part of the pre-arraignment review (SAP-D calendar). Midtown, Red Hook and Richmond review summonses for facial sufficiency at the scheduled arraignment session.



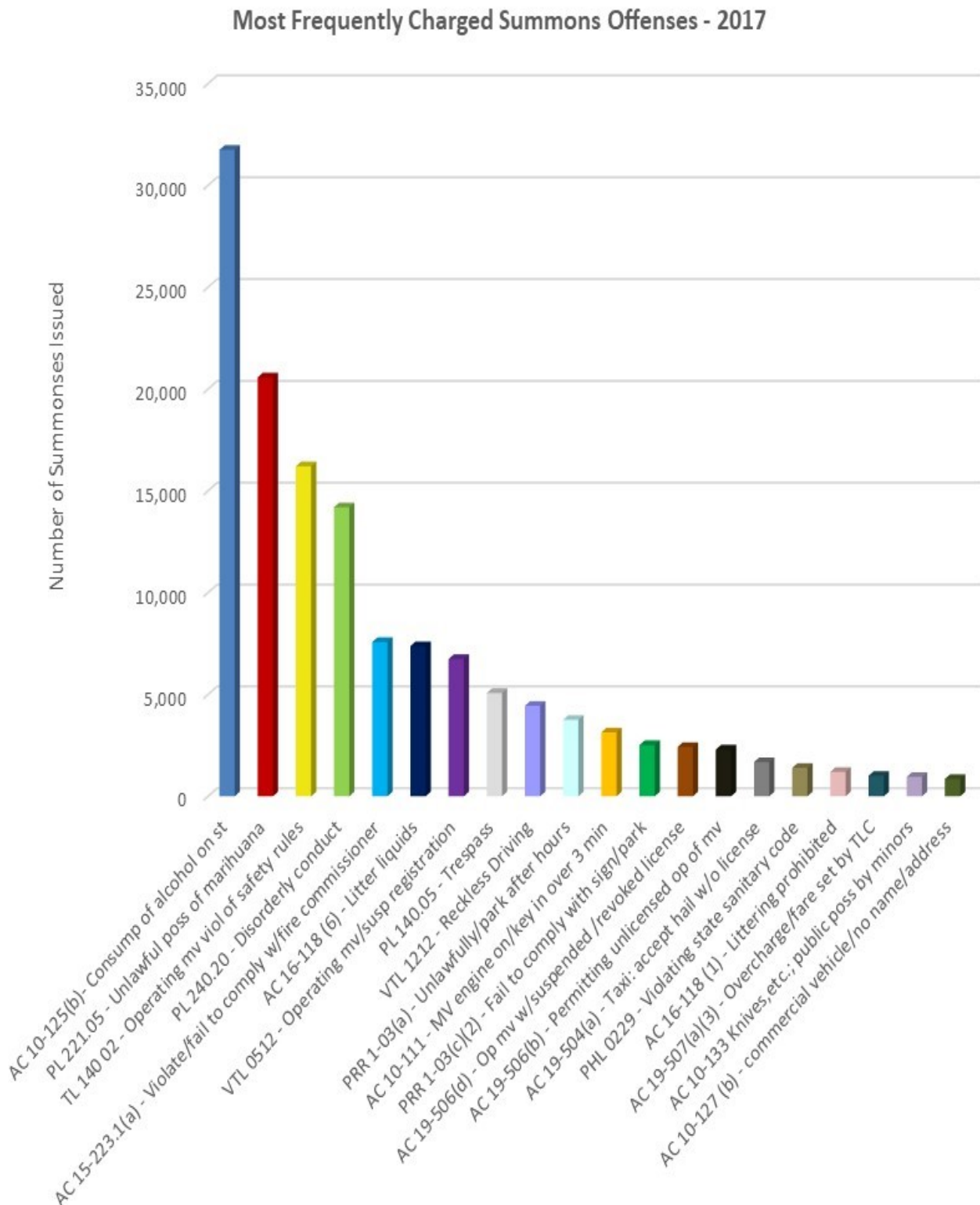
Summonses – Trials



	Summons Trials					
	Citywide	Bronx	Kings	New York	Queens	Richmond
2017	431	256	64	66	45	0
2016	438	218	122	61	35	2
2015	652	314	161	93	84	0
2014	1,098	612	221	132	131	2
2013	1,185	723	208	141	113	0
2012	1,062	711	130	101	117	3
2011	1,089	814	86	73	113	3
2010	672	325	188	114	43	2
2009	723	395	172	98	56	2
2008	921	547	174	153	46	1
2007	1,596	891	258	131	315	1



Most Frequently Charged Summons Offenses 2017



* DISORDERLY CONDUCT INCLUDES THE FOLLOWING CHARGES: PL 240.20 (0) (1,150); PL 240.20 (1) (5,015); PL 240.20(2)(1,162); PL 240.20(3)(419); PL 240.20(4)(57); PL 240.20(5)(4,217); PL 240.20(6)(915); PL 240.20(7)(1,258)



Pleas By Mail

2005 was the first full calendar year that individuals receiving a Criminal Court summons citing a violation of Section 10-125 (2)(b) of the N.Y.C. Administrative Code-“Consumption of Alcohol on Streets Prohibited” (also known as “Consumption of Alcohol in Public”) were eligible to plead guilty and pay a \$25 fine by mail. 2005 also marked the first year that this program, originally piloted in Queens County, expanded to the entire city.

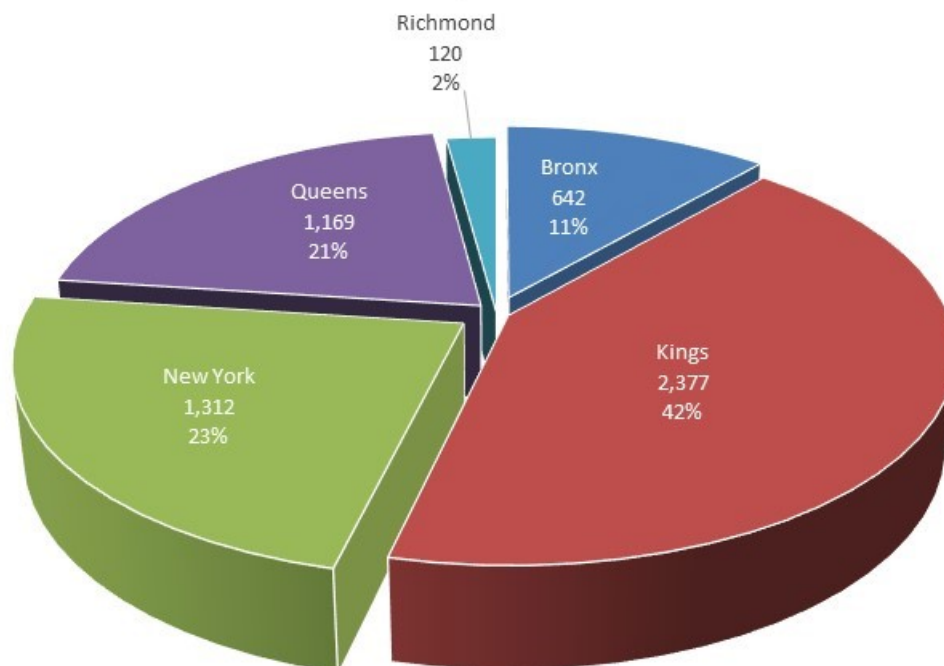
The summons form added the additional charge NYC Admin Code 16-118(6) - “Noxious Fluids in a Roadway” (also known as “Public Urination”) in Queens beginning in the fall of 2009 and was expanded citywide in the summer of 2010.

In 2017, 5,620 people chose to plead guilty by mail and sent a check or money order to the court. These individuals did not appear in court.

Pleas By Mail

	Citywide	Bronx	Kings	New York	Queens	Richmond
2017	5,620	642	2,377	1,312	1,169	120
2016	16,078	2,295	5,787	3,756	3,994	246
2015	15,350	2,059	5,858	3,715	3,603	115
2014	18,807	2,201	5,593	4,935	5,832	246
2013	20,691	3,091	6,016	5,596	5,755	233
2012	15,074	2,022	5,014	3,834	4,156	48
2011	10,780	1,167	3,626	4,237	1,722	28
2010	13,686	1,148	3,954	4,054	4,511	19
2009	14,554	897	3,268	4,108	6,277	4
2008	13,501	920	3,409	4,745	4,416	11
2007	11,221	887	2,272	3,306	4,743	13

Pleas by Mail - 2017





COURT OPERATIONS — PRETRIAL / ALL PURPOSE PARTS

The All Purpose or "AP" Parts are the motion parts of the Criminal Court. Extensive plea negotiations take place in these courtrooms prior to the case being in a trial-ready posture. In addition, depending upon caseloads, the judges in the AP Parts may conduct pretrial hearings, felony hearings and bench trials.

Misdemeanors are typically sent to the AP Parts from arraignments so that cases may be made ready for trial. If, at arraignment, the defendant is arraigned on a misdemeanor complaint and the case is not converted to an information, the AP Part prosecutor files the necessary affidavits and depositions to make the allegations non-hearsay.

AP Parts throughout the city dispose of tens of thousands of cases each year as a result of negotiations between defense counsels and prosecutors. In the five counties, there were 143,660 cases disposed of in AP Parts, accounting for 55% of all dispositions throughout the year.

AP Parts decide most of the motions submitted on misdemeanor cases. The majority of motions to dismiss for such grounds as facial insufficiency, denial of speedy trial rights, in the furtherance of justice or any other jurisdictional or legal impediment are typically raised in the AP Part. Omnibus motions, which include discovery requests, bills of

particulars, motions to suppress evidence and requests for pretrial hearings are usually filed and decided in the AP Part. Increasingly, district attorneys' offices are agreeing to open file discovery in the AP Part, which involves the prosecutor turning over to defense counsel most of the police reports and information in the district attorney's files without the defense attorneys filing omnibus motions, speeding the way to real trial readiness.

The AP Part truly lives up to its name. These parts hear bail applications; act as the return parts for defendants brought back on bench warrants; hear violation of probation matters; and, to a limited degree, conduct pretrial hearings and bench trials. Over the years, some of the AP Parts have become specialized. Included in this section are problem-solving courts designed to focus on various societal problems, such as Domestic Violence Courts and Drug Courts.

Note: While these specialized parts are AP Parts, for the purposes of this report they are reported separately. Statistics on AP Parts include only "non-specialized courtrooms." Information on the "specialized" courtrooms appears in separate sections.

2017	Citywide	Bronx	Kings	New York	Queens	Richmond
Number of AP Parts	34.3	8.8	9.5	7.6	7.2	1.2
Average # AP Parts Open Daily	30.1	7.5	7.7	7.0	6.9	1.0

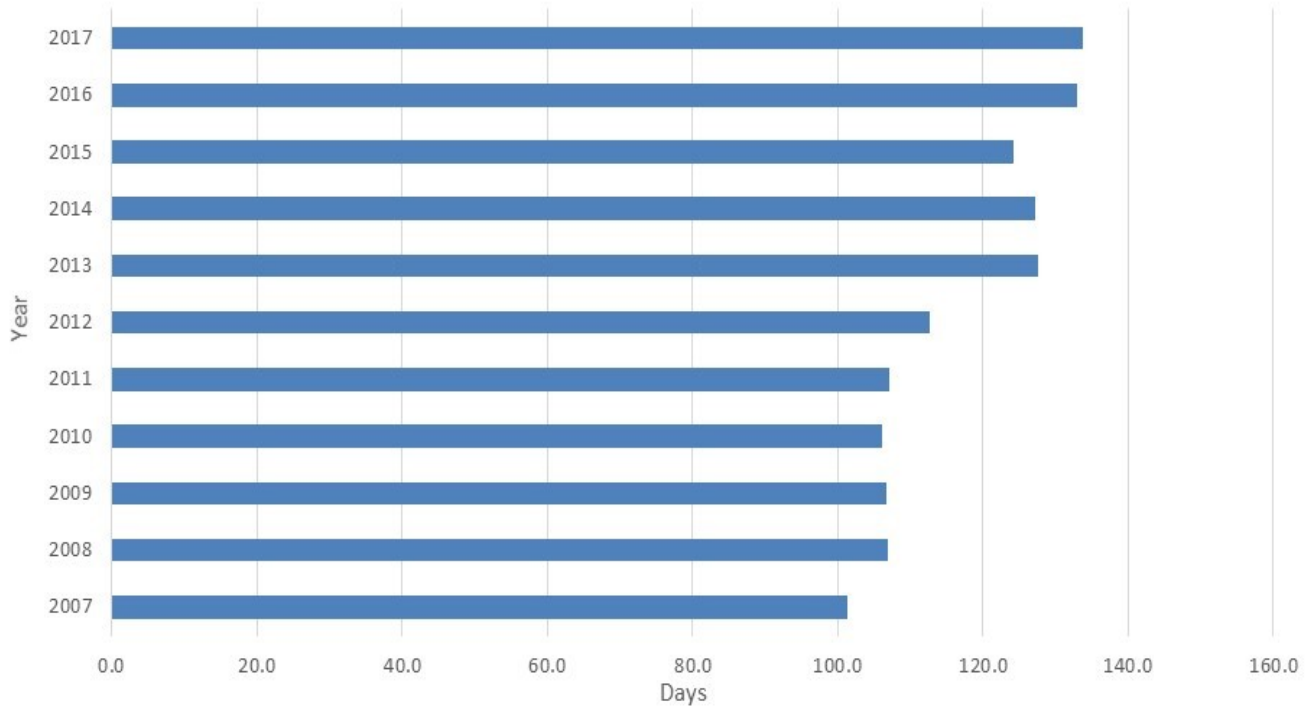
Mean Number of Appearances of Dockets Surviving Arraignments and Disposed in AP Parts Citywide

2017	4.4	5.1	4.1	4.3	4.5	4.2
------	-----	-----	-----	-----	-----	-----



COURT OPERATIONS – PRETRIAL / ALL PURPOSE PARTS

Mean Disposition Age of Docket Surviving Arraignments and Disposed in AP Parts



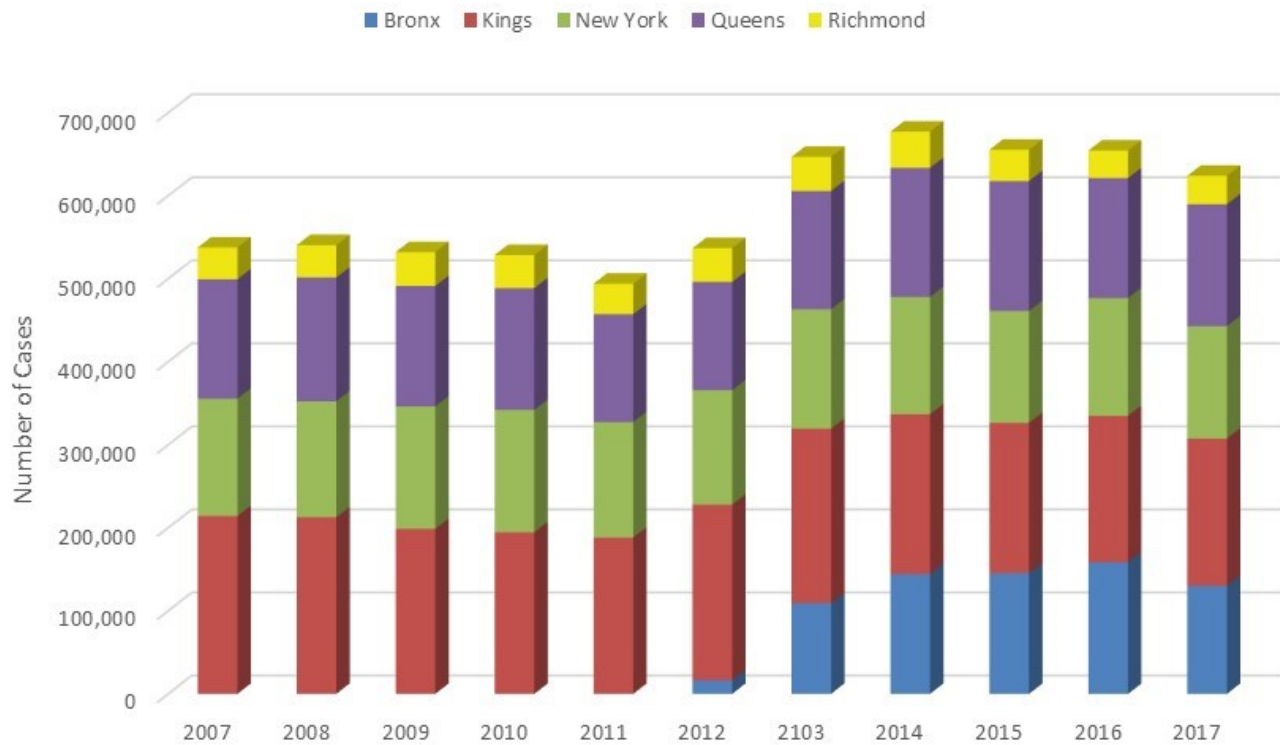
Mean Disposition Age of Dockets Surviving Arraignment and Disposed in AP Parts (Days)

	Citywide	Bronx	Kings	New York	Queens	Richmond
2017	133.7	187.5	116.2	114.2	141.2	123.4
2016	133.0	198.7	110.2	119.5	123.9	122.8
2015	124.2	161.5	106.0	120.8	118.3	149.2
2014	127.2	179.5	107.2	126.6	109.6	132.4
2013	127.6	186.9	107.0	125.2	106.2	143.4
2012	112.7	167.3	102.0	110.9	101.5	144.0
2011	107.1		101.4	114.8	100.0	125.7
2010	106.1		100.8	116.1	94.7	122.9
2009*	106.7		103.1	114.2	98.3	114.8
2008*	106.9		100.7	118.1	99.2	103.7
2007*	101.4		94.0	109.7	98.2	103.6

*Revised data for year 2009 annual report includes Kings FD part data for years 2006 to 2009, Richmond AP3 data when staffed by a Judge and revised 2008 data all counties.



Number of Calendared Cases in AP Parts



Number of Calendared Cases in AP Parts

	Citywide	Bronx	Kings	New York	Queens	Richmond
2017	624,142	130,271	177,365	135,171	147,117	34,218
2016	654,430	158,378	176,638	141,602	144,728	33,084
2015	655,332	145,477	181,025	134,733	156,575	37,522
2014	677,213	144,249	192,748	141,067	155,631	43,518
2013	646,949	109,337	210,213	143,660	142,530	41,209
2012**	536,973	16,190	211,867	137,638	130,570	40,708
2011	494,118		188,376	139,100	129,853	36,789
2010	528,712		194,655	147,293	146,663	40,101
2009*	532,101		198,865	147,388	145,110	40,738
2008*	540,509		212,784	139,673	149,126	38,926
2007*	537,729		214,200	141,377	143,828	38,324

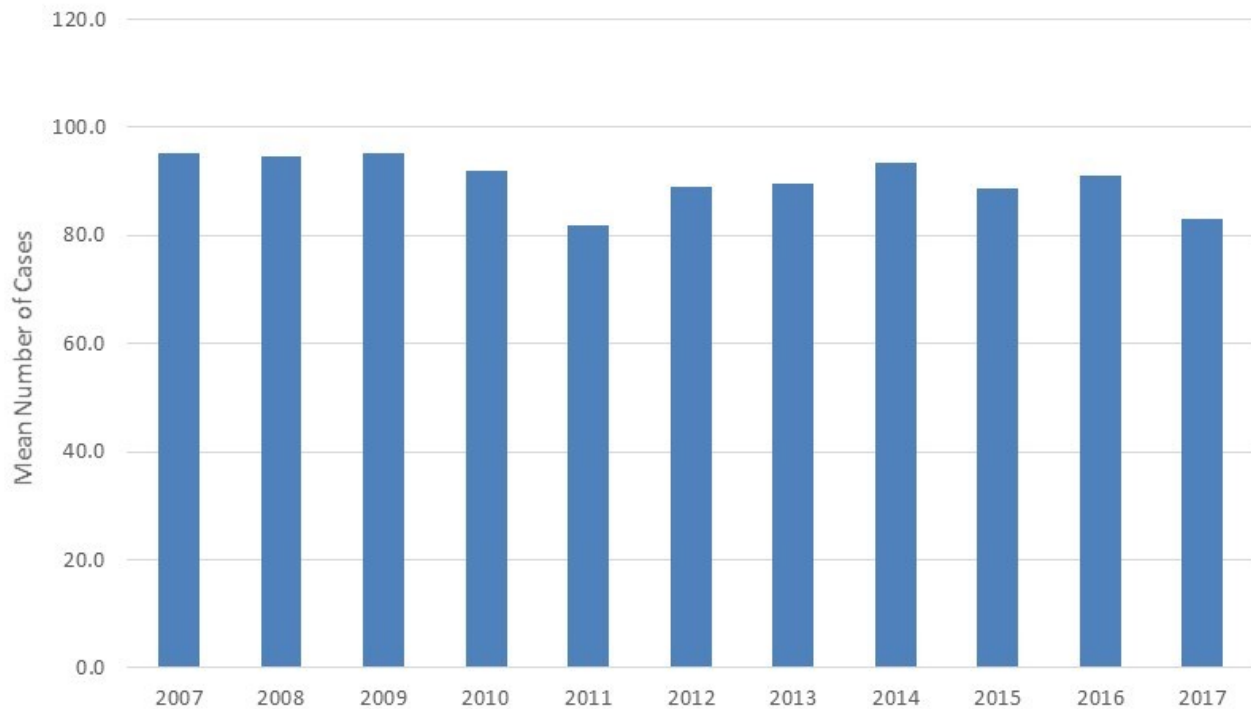
*Revised data for year 2009 annual report includes Kings FD part data for years 2007 to 2009, Richmond AP3 data when staffed by a Judge and revised 2008 data all counties.

**Year 2012 includes Bronx County data for October 2012 to December 2012.



COURT OPERATIONS – PRETRIAL / ALL PURPOSE PARTS

Mean Number of Cases Calendared Per Day in AP Parts - Citywide



Mean Number of Cases Calendared Per Day in AP Parts

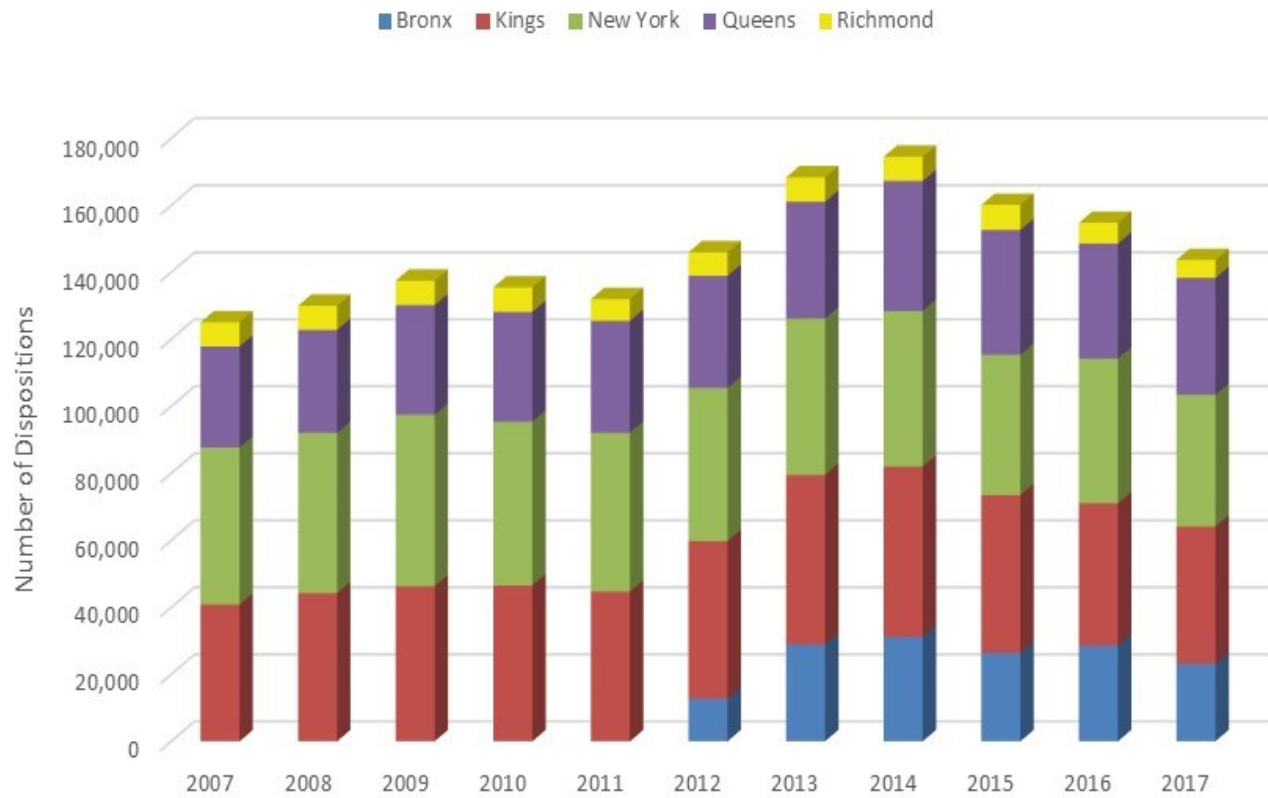
	Citywide	Bronx**	Kings	New York	Queens	Richmond
2017	83.2	69.7	93.0	77.3	85.6	134.1
2016	91.0	82.8	95.5	82.1	97.2	153.4
2015	88.6	88.1	84.1	74.2	99.3	182.6
2014	93.5	88.4	95.4	81.2	96.4	180.3
2013	89.5	80.6	93.9	81.3	87.6	169.8
2012**	89.1	53.6	94.4	81.7	84.5	161.0
2011	81.8		83.5	77.9	74.8	141.4
2010	92.1		85.1	92.2	91.8	155.7
2009	95.3		95.0	89.2	95.2	130.4
2008*	94.8		98.1	83.2	96.8	123.5
2007*	95.1		99.2	86.9	93.7	114.5

*Revised data for year 2009 annual report includes Kings FD part data for years 2006 to 2009, Richmond AP3 data when staffed by a Judge; and) re-vised 2008 data all counties.

**Year 2012 includes Bronx County data for October 2012 to December 2012.



Dispositions in AP Parts



Total Dispositions in AP Parts

	Citywide	Bronx	Kings	New York	Queens	Richmond
2017	143,660	23,185	40,967	39,298	34,863	5,347
2016	154,765	28,562	42,494	43,177	34,317	6,215
2015	160,105	26,391	47,131	41,854	37,254	7,475
2014	174,500	31,153	50,903	46,367	38,819	7,258
2013	168,348	28,931	50,618	46,644	34,870	7,285
2012	145,948	12,738	47,012	45,728	33,431	7,039
2011	132,009		44,689	47,390	33,442	6,488
2010	135,474		46,501	48,886	32,779	7,308
2009	137,481		46,317	51,161	32,725	7,278
2008	130,000		44,247	47,824	30,713	7,216
2007	125,061		40,846	46,881	30,139	7,195



Felony Waiver Parts

Criminal Court has preliminary jurisdiction over felony cases filed in New York City. Criminal Court retains jurisdiction of the felony cases until a grand jury hears the case and indicts the defendant. Defendants charged with felonies are arraigned in the Criminal Court Arraignment Parts and cases are then usually sent to a Felony Waiver Part to await grand jury action. Once the prosecutor notifies the court that indictment has been voted, the case is transferred to Supreme Court.

Felony Waiver Parts are staffed by Criminal Court judges designated as Acting Supreme Court Justices. District Attorneys' Offices will often negotiate plea bargains in these parts by offering the defendant the opportunity to plead guilty to a reduced charge or receive a reduced sentence. Defendants agreeing to plead guilty to a felony in these parts must waive their right to be prosecuted by indictment and agree to prosecution by a Superior Court Information or "SCI," an accusation drafted by the district attorney rather than the

grand jury. Over 19,300 dispositions were taken in felony waiver parts in the five counties in 2017. These felony dispositions assisted the five corresponding Supreme Courts, allowing them to handle a reduced post-indictment caseload.

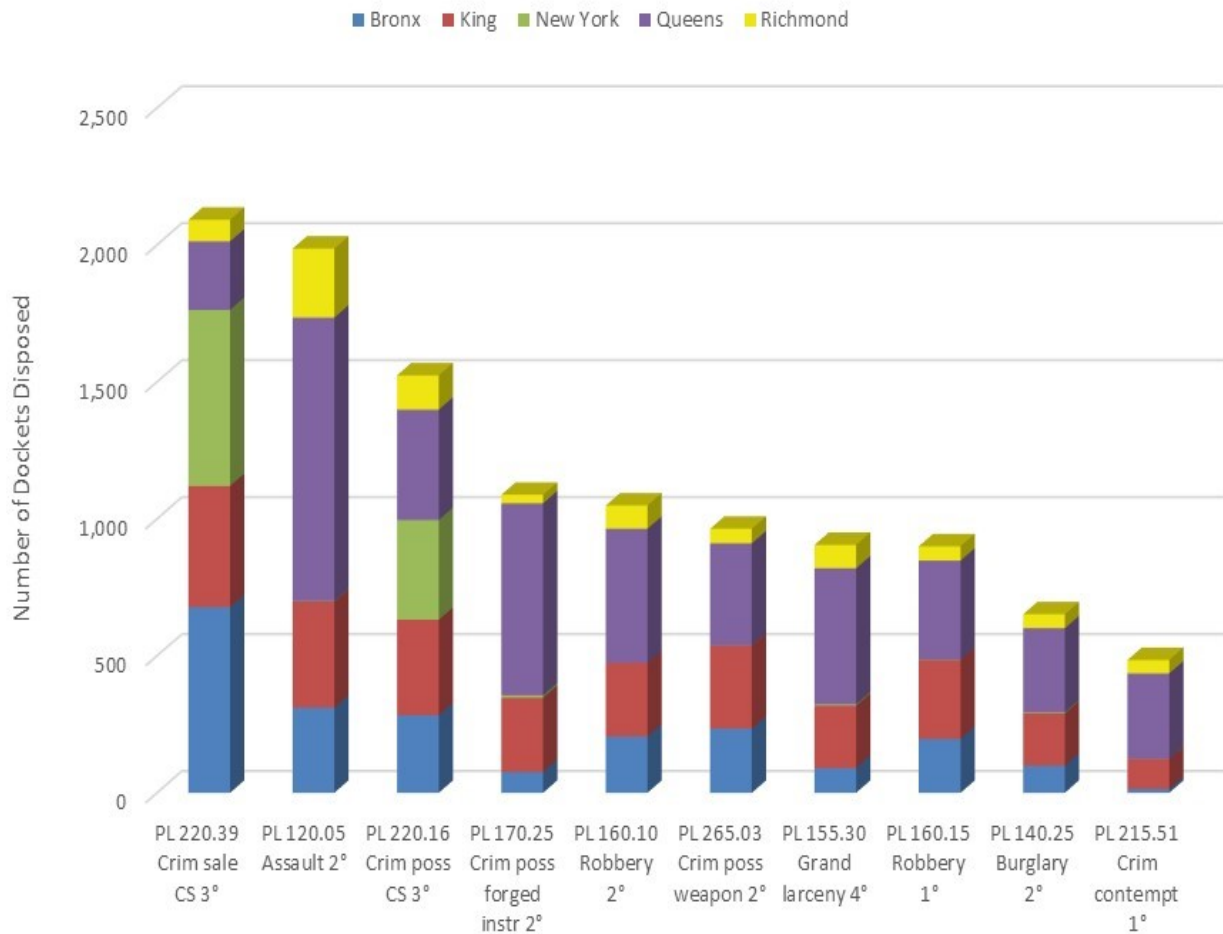
Felony Waiver Parts also hear motions, bail applications and extradition matters among other things. They are among some of the most productive courtrooms in the city. Close to 133,400 appearances on cases were calendared in Criminal Court's Felony Waiver Parts throughout the city, not including Queens county.* While every county disposes of a large amount of drug cases in their Felony Waiver Parts, the practice differs with other cases.

	Number of Felony Waiver Parts					
	Citywide	Bronx	Kings	New York	Queens	Richmond
2017	8.4	2.0	2.0	1.0	3.0	0.4

*Year 2017 does not include Queens county. Calendared cases for Queens are not available in the UCMS database.



Top 10 Arraignment Charges of Dockets Disposed in Felony Waiver Parts

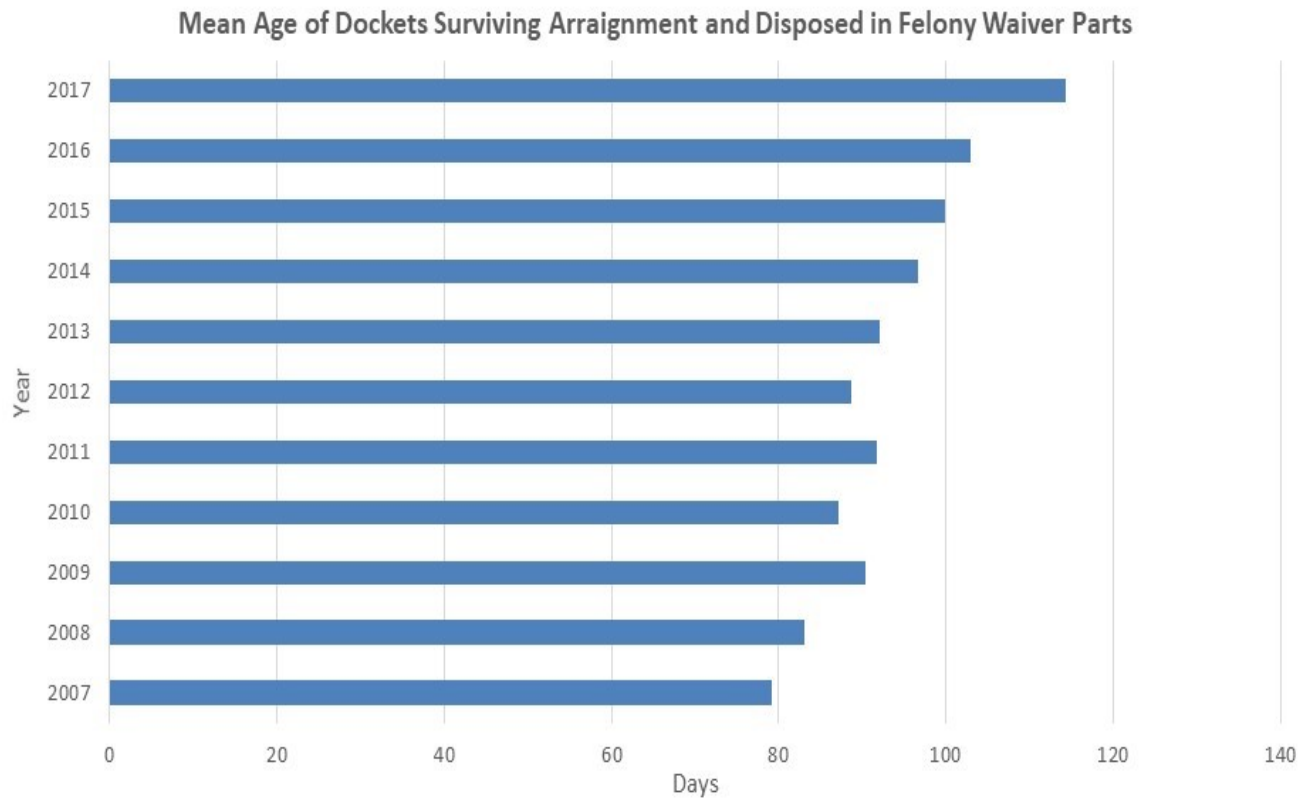


Top Ten Arraignment Charges of Dockets Disposed in Felony Waiver Parts 2017

Number of dispositions for each charge		Citywide	Bronx	Kings	New York	Queens	Richmond
1	PL 220.39 Crim sale CS 3°	2,092	678	442	643	250	79
2	PL 120.05 Assault 2°	1,987	311	387	2	1,035	252
3	PL 220.16 Crim poss CS 3°	1,524	283	349	364	403	125
4	PL 170.25 Crim poss forged instr 2°	1,088	76	271	9	701	31
5	PL 160.10 Robbery 2°	1,049	206	268	0	490	85
6	PL 265.03 Crim poss weapon 2°	964	234	303	1	373	53
7	PL 155.30 Grand larceny 4°	905	90	228	5	497	85
8	PL 160.15 Robbery 1°	900	197	288	1	362	52
9	PL 140.25 Burglary 2°	652	99	191	4	307	51
10	PL 215.51 Crim contempt 1°	485	14	109	1	312	49



Felony Waiver Parts

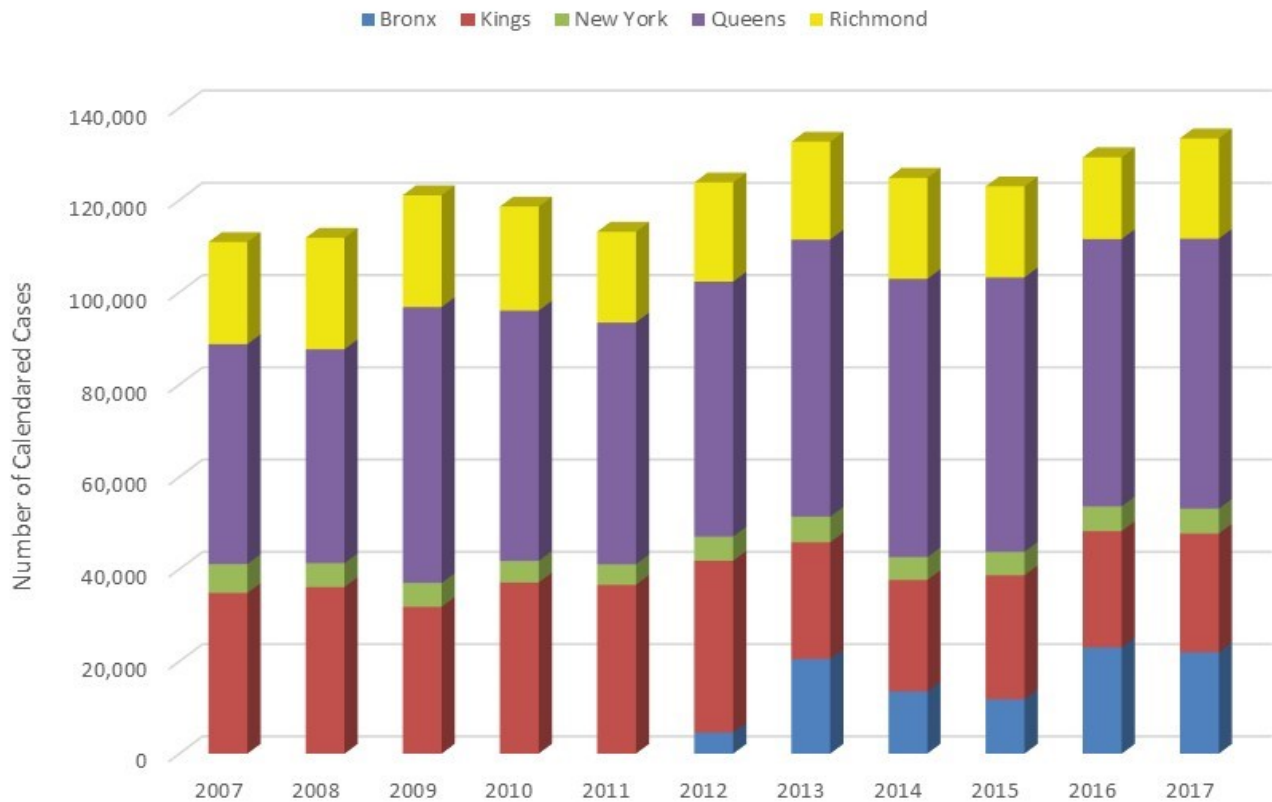


Mean Disposition Age of Dockets Surviving Arraignments and Disposed in Felony Waiver Parts (in days)

	Citywide	Bronx	Kings	New York	Queens	Richmond
2017	114.3	103.8	56.1	111.7	155.7	127.6
2016	102.9	87.9	58.8	67.6	149.6	112.4
2015	99.9	86.0	58.6	60.3	142.1	127.6
2014	96.6	91.8	52.8	59.7	138.3	122.4
2013	92.0	97.0	54.9	60.0	123.5	107.5
2012	88.7	89.5	56.0	54.8	118.8	116.2
2011	91.7		72.0	56.0	119.2	87.9
2010	87.2		61.9	57.3	117.5	87.1
2009	90.4		56.1	53.5	127.4	95.8
2008	83.0		48.0	50.7	126.8	83.5
2007	79.2		45.2	51.3	115.1	78.6



Number of Calendared Cases Heard in Felony Waiver Parts



Number of Calendared Cases Heard in Felony Waiver Parts

	Citywide	Bronx	Kings	New York	Queens	Richmond
2017	133,376	21,969	27,756	5,389	58,544	27,718
2016	129,279	23,016	25,219	5,376	57,940	17,728
2015	122,986	11,772	26,892	5,086	59,488	19,748
2014	124,827	13,460	24,210	4,949	60,295	21,913
2013	132,661	20,537	25,280	5,577	60,057	21,210
2012	123,833	4,571	37,249	5,234	55,274	21,505
2011	113,140		36,599	4,470	52,405	19,666
2010	118,603		37,118	4,679	54,258	22,548
2009	121,041		31,817	5,203	59,794	24,227
2008	111,818		36,141	5,151	46,403	24,123
2007	110,901		34,852	6,255	47,663	22,131



Felony Waiver Parts

Total Dispositions in Felony Waiver Parts

		Citywide	Bronx	Kings	New York	Queens	Richmond
2017	Total Dispositons	19,334	3,549	5,013	1,573	7,615	1,584
	% of Arraigned Felony Cases Disposed of in Felony Waiver Pts	46.4					
2016	Total Dispositons	19,764	3,992	5,399	1,702	7,397	1,274
	% of Arraigned Felony Cases Disposed of in Felony Waiver Pts	43.2					
2015	Total Dispositons	20,649	3,990	6,067	1,497	7,692	1,403
	% of Arraigned Felony Cases Disposed of in Felony Waiver Pts	43.4					
2014	Total Dispositons	21,583	3,490	6,783	1,692	8,059	1,559
	% of Arraigned Felony Cases Disposed of in Felony Waiver Pts	44.8					
2013	Total Dispositons	25,185	6,577	6,853	1,973	8,188	1,594
	% of Arraigned Felony Cases Disposed of in Felony Waiver Pts	49.1					
2012	Total Dispositons	21,530	3,693	6,713	1,810	7,944	1,370
	% of Arraigned Felony Cases Disposed of in Felony Waiver Pts	54.0					
2011	Total Dispositons	19,054		6,981	1,740	7,612	2,721
	% of Arraigned Felony Cases Disposed of in Felony Waiver Pts	50.9					
2010	Total Dispositions	18,622		6,389	1,939	7,259	3,035
	% of Arraigned Felony Cases Disposed of in Felony Waiver Pts	48.1					
2009	Total Dispositions	20,767		6,982	2,253	8,189	3,343
	% of Arraigned Felony Cases Disposed of in Felony Waiver Pts	51.8					
2008	Total Dispositions	22,739		8,478	2,375	8,482	3,404
	% of Arraigned Felony Cases Disposed of in Felony Waiver Pts	51.3					
2007	Total Dispositions	22,772		7,423	2,792	9,260	3,297
	% of Arraigned Felony Cases Disposed of in Felony Waiver Pts	50.2					

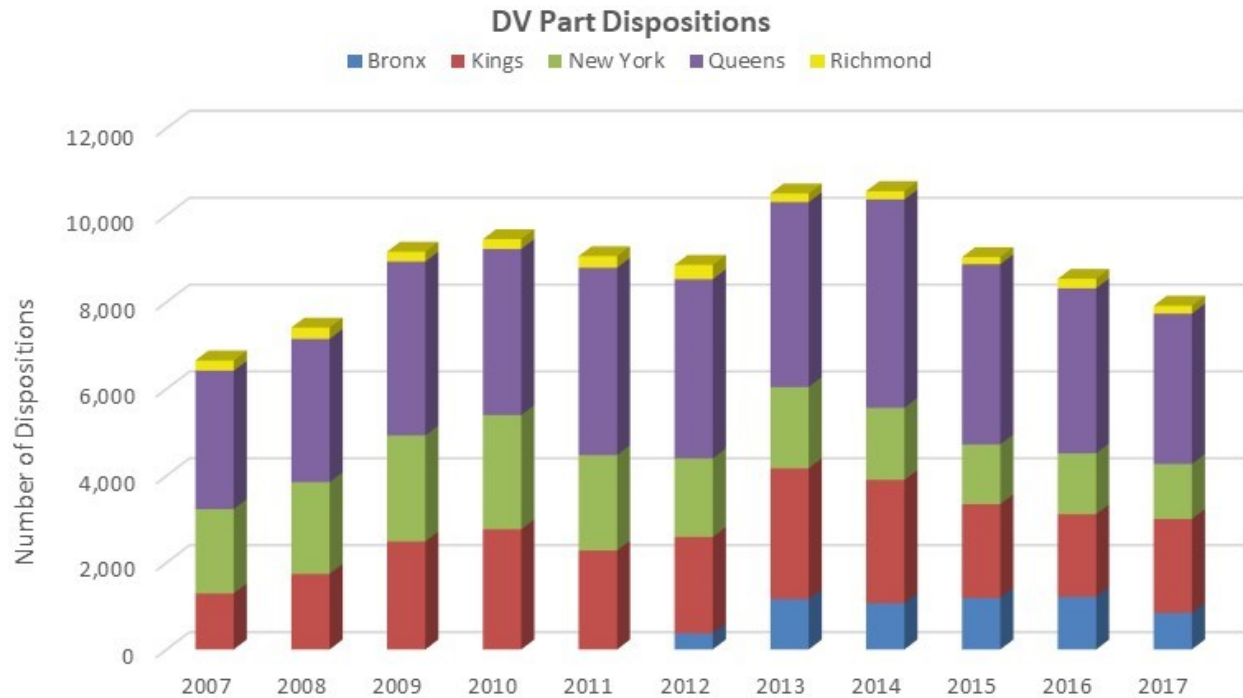


Domestic Violence Courts

Domestic Violence courts are forums that focus on crimes related to domestic violence and abuse and improving the administration of justice surrounding these types of crimes.

Criminal Court operates Domestic Violence or DV courts within every county. The Bronx, Brooklyn, Manhattan and Queens operate dedicated DV

parts, dedicated to adjudicating these types of crimes. In Richmond, all DV cases are heard in the regular AP Part.



* In Richmond county, the domestic violence part (AP2DV) is called in a combined part with 3 other types of calendars and cases.

Number of Domestic Violence Court Parts in Criminal Court *

	Citywide	Bronx	Kings	New York	Queens	Richmond
2017	6.6	2.0	2.0	1.0	1.4	0.2

Total Number of Plea Dispositions in DV Parts

2017	7,914	840	2,163	1,268	3,461	182
2016	8,533	1,212	1,903	1,400	3,802	216
2015	9,035	1,184	2,159	1,377	4,151	164
2014	10,554	1,062	2,841	1,660	4,798	193
2013	10,500	1,155	3,016	1,870	4,258	201
2012	8,856	370	2,222	1,805	4,129	330
2011	9,055		2,281	2,194	4,313	267
2010	9,446		2,767	2,629	3,825	225
2009	9,158		2,486	2,442	4,006	224
2008	7,411		1,741	2,111	3,297	262
2007	6,654		1,290	1,942	3,186	236



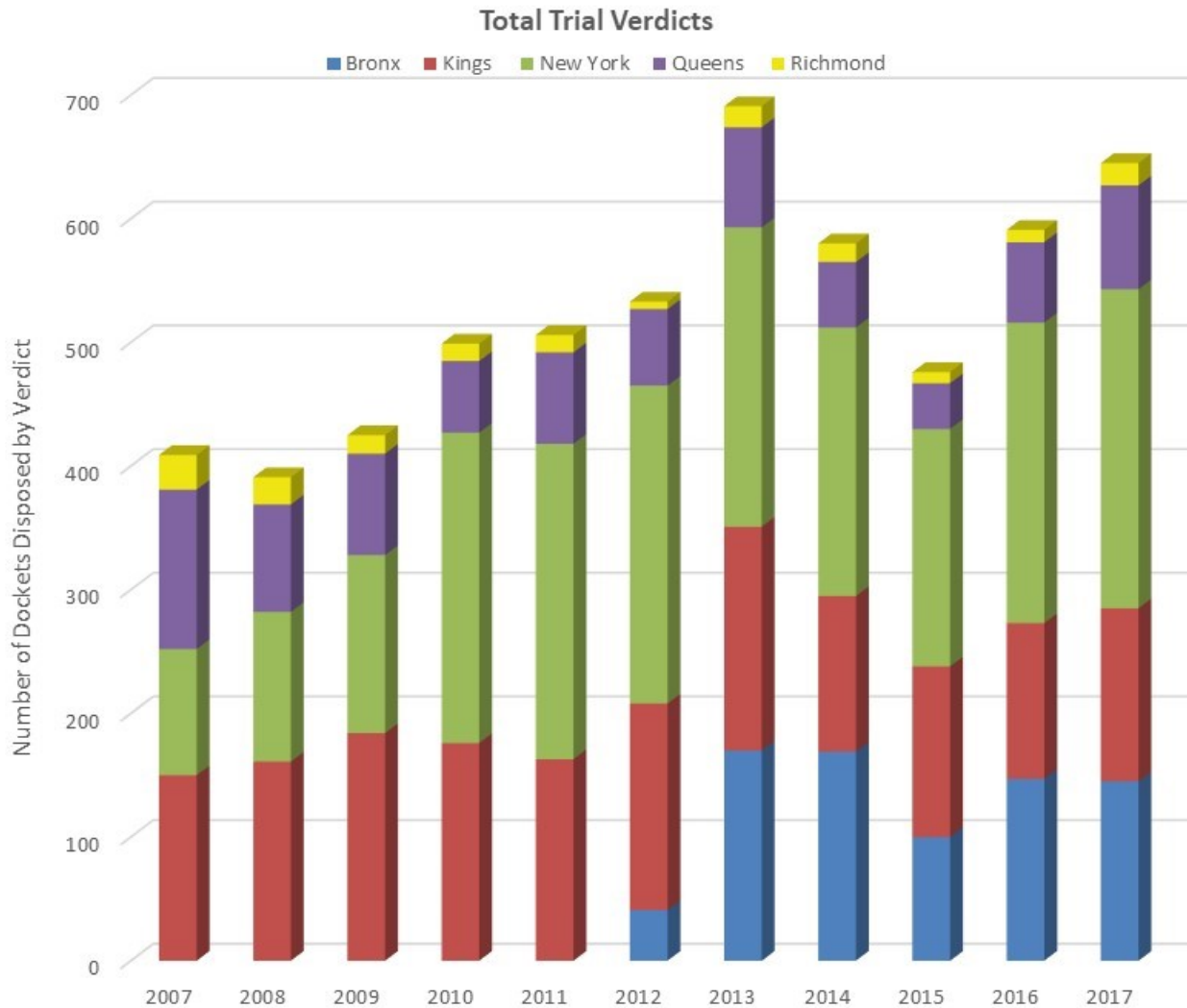
COURT OPERATIONS – TRIAL PARTS

Trial Parts in Criminal Court handle most of the trials – both bench and jury. (Some trials are conducted in the Court’s AP Parts). In New York State only those individuals charged with a serious crime, defined as one where the defendant faces more than six (6) months in jail, are entitled to a jury trial. Those defendants facing six (6) months incarceration or less are entitled to a bench trial before a judge.

Trial Parts also handle many of the pretrial hearings that must be conducted before the trial begins. These include suppression, *Sandoval*, *Molineux* and other evidentiary hearings. Data on the number of trials that go to verdict are presented below and on the facing page. Although the data

are not presented here, a significant number of non-trial dispositions (e.g., guilty pleas, ACDs and dismissals) take place in Trial Parts, when the parties are compelled to make a final evaluation of the strengths and weaknesses of their case.

Criminal Court Trial Parts also conduct a limited amount of hearings upon felony complaints.



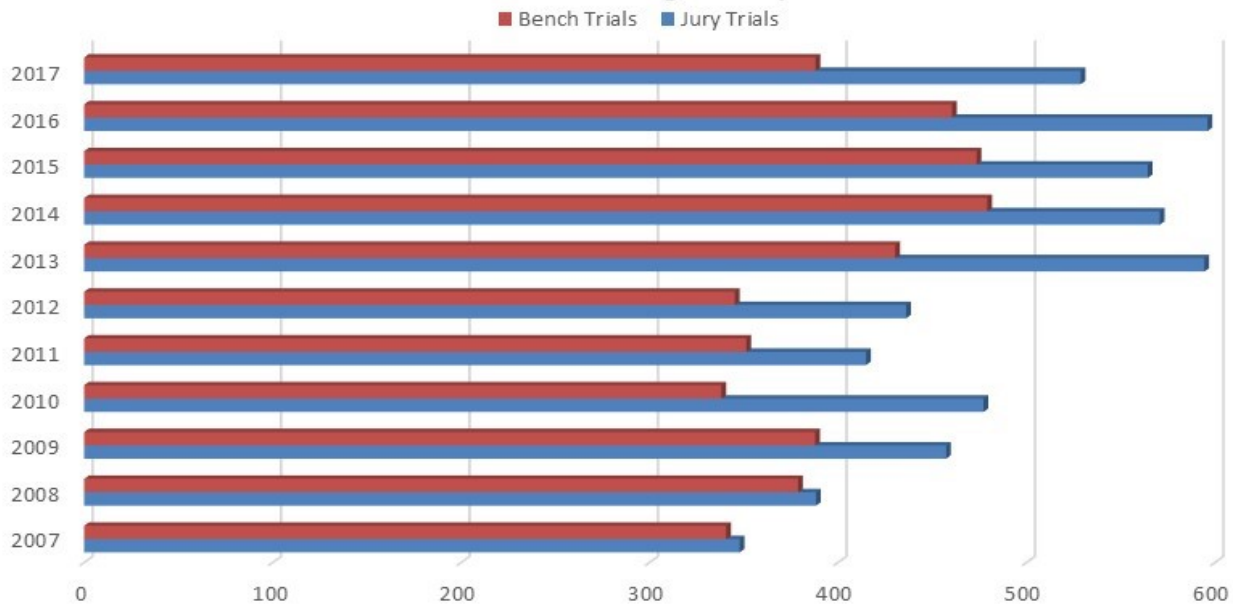


COURT OPERATIONS – TRIAL PARTS

		Trial Verdicts																	
		Citywide			Bronx			Kings			New York			Queens			Richmond		
		Conv	Acq	Tot	Conv	Acq	Tot	Conv	Acq	Tot	Conv	Acq	Tot	Conv	Acq	Tot	Conv	Acq	Tot
2017	Jury	104	71	175	14	16	30	14	15	29	40	28	68	28	11	39	8	1	9
	Bench	251	219	470	50	65	115	58	53	111	111	79	190	28	17	45	4	5	9
	Total	355	290	645	64	81	145	72	68	140	151	107	258	56	28	84	12	6	18
2016	Jury	89	96	185	7	16	23	19	31	50	45	35	80	15	12	27	3	2	5
	Bench	215	191	406	48	76	124	40	36	76	105	58	163	18	20	38	4	1	5
	Total	304	287	591	55	92	147	59	67	126	150	93	243	33	32	65	7	3	10
2015	Jury	85	76	161	9	15	24	28	26	54	44	28	72	3	7	10	1	0	1
	Bench	158	157	315	25	51	76	51	33	84	65	55	120	10	17	27	7	1	8
	Total	243	233	476	34	66	100	79	59	138	109	83	192	13	24	37	8	1	9
2014	Jury	90	85	175	22	25	47	13	20	33	38	29	67	13	7	20	4	4	8
	Bench	224	181	405	63	59	122	42	51	93	93	57	150	21	12	33	5	2	7
	Total	314	266	580	85	84	169	55	71	126	131	86	217	34	19	53	9	6	15
2013	Jury	115	94	209	18	22	40	31	26	57	41	31	72	22	14	36	3	1	4
	Bench	263	219	482	54	76	130	53	71	124	127	43	170	19	26	45	10	3	13
	Total	378	313	691	72	98	170	84	97	181	168	74	242	41	40	81	13	4	17
2012	Jury	98	47	145	8	0	8	26	16	42	46	21	67	17	10	27	1	0	1
	Bench	238	150	388	22	11	33	74	51	125	126	64	190	13	22	35	3	2	5
	Total	336	197	533	30	11	41	100	67	167	172	85	257	30	32	62	4	2	6
2011	Jury	91	69	160				28	18	46	51	37	88	9	12	21	3	2	5
	Bench	199	147	346				70	47	117	97	70	167	24	29	53	8	1	9
	Total	290	216	506				98	65	163	148	107	255	33	41	74	11	3	14
2010	Jury	78	62	140				21	31	52	43	22	65	9	7	16	5	2	7
	Bench	193	166	359				67	57	124	103	83	186	19	23	42	4	3	7
	Total	271	228	499				88	88	176	146	105	251	28	30	58	9	5	14
2009	Jury	102	67	169				28	21	49	48	29	77	24	14	38	2	3	5
	Bench	156	100	256				81	54	135	42	25	67	25	19	44	8	2	10
	Total	258	167	425				109	75	184	90	54	144	49	33	82	10	5	15
2008	Jury	71	56	127				22	21	43	32	22	54	16	13	29	1	0	1
	Bench	149	115	264				61	57	118	48	19	67	26	32	58	14	7	21
	Total	220	171	391				83	78	161	80	41	121	42	45	87	15	7	22
2007	Jury	89	91	180				22	33	55	39	30	69	25	24	49	3	4	7
	Bench	130	99	229				53	42	95	21	12	33	39	41	80	17	4	21
	Total	219	190	409				75	75	150	60	42	102	64	65	129	20	8	28



Trial Verdicts Mean Age at Disposition



Bench Trial Verdicts Mean Age at Disposition (days)

	Citywide	Bronx*	Kings	New York	Queens	Richmond
2017	388.0	436.6	364.3	340.1	520.1	406.7
2016	460.4	634.4	348.9	418.2	314.1	345.2
2015	473.5	688.1	380.9	399.7	379.4	848.5
2014	479.1	641.6	464.5	333.9	507.0	802.3
2013	430.3	512.3	532.1	290.4	435.4	485.2
2012	345.2	481.2	440.8	239.3	431.0	597.6
2011	351.3		461.2	243.5	449.9	318.3
2010	338.1		464.4	251.3	355.5	261.5
2009	387.8		488.7	252.4	324.9	163.1
2008	378.8		445.6	229.9	449.0	257.5
2007	340.6		370.8	222.8	348.4	335.2

Jury Trial Verdicts Mean Age at Disposition (days)

	Citywide	Bronx*	Kings	New York	Queens	Richmond
2017	528.7	777.5	453.5	459.6	542.2	404.6
2016	596.0	885.1	412.3	613.4	636.1	614.0
2015	564.3	896.7	407.4	567.7	604.7	255.0
2014	570.7	826.8	495.9	413.5	557.6	723.8
2013	594.3	732.9	622.3	491.3	601.5	598.0
2012	436.1	327.5	480.3	343.5	624.7	606.0
2011	414.8		598.7	320.2	444.0	248.0
2010	477.1		603.9	339.4	503.3	758.9
2009	457.3		491.0	374.1	600.4	333.8
2008	388.3		419.1	336.9	414.8	1111.0
2007	347.8		322.7	328.7	381.9	488.3

*Bronx county data for the period October 9, 2012 to December 30, 2012 are included in the 2012 total



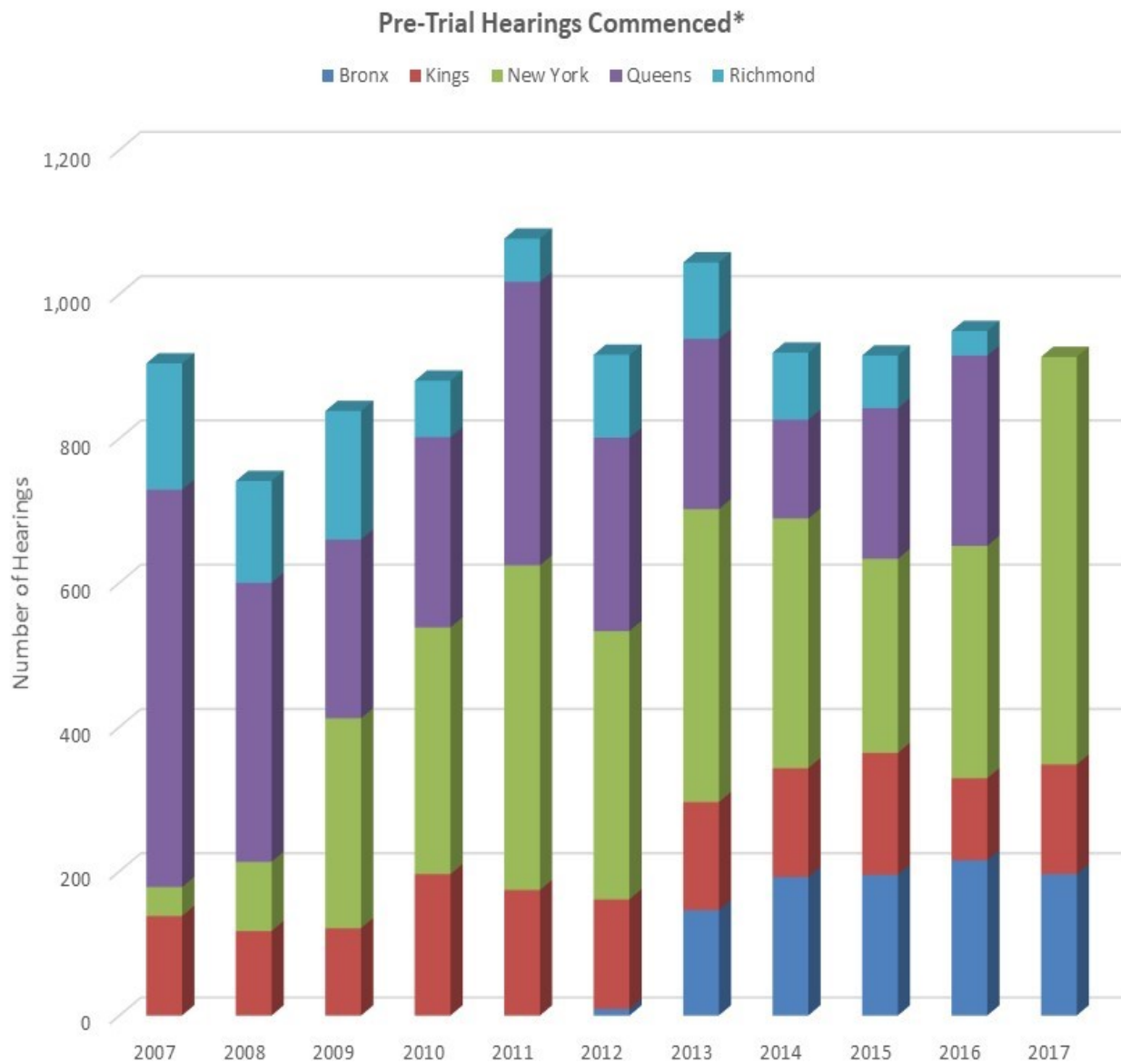
Pretrial Hearings

Trial Parts conduct the majority of the pretrial hearings done in Criminal Court. The statistics below, divided into felony and other hearings, show the number of pretrial hearings. Felony hearings upon a felony complaint, determining whether a defendant should be held in custody while awaiting action by a grand jury, are typically done in a felony waiver part - although they may take place in any court part.

The “other hearing” category is comprised of pre-trial suppression hearings, *Sandoval*, *Molineux* and other evidentiary hearings.

		Pretrial Hearings Commenced					
		Citywide	Bronx	Kings	New York	Queens*	Richmond
2017	Total Hearings	913	196	152	565	NA	0
	Felony Hearings	20	1	2	17	NA	0
	Other Hearings	893	195	150	548	NA	0
2016	Total Hearings	949	215	114	322	264	34
	Felony Hearings	13	1	0	8	4	0
	Other Hearings	936	214	114	314	260	34
2015	Total Hearings	915	195	169	269	209	73
	Felony Hearings	14	3	0	11	0	0
	Other Hearings	901	192	169	258	209	73
2014	Total Hearings	919	192	151	346	137	93
	Felony Hearings	14	3	0	11	0	0
	Other Hearings	905	189	151	335	137	93
2013	Total Hearings	1,044	146	150	406	236	106
	Felony Hearings	38	9	0	25	2	2
	Other Hearings	1,006	137	150	381	234	104
2012	Total Hearings	916	9	152	372	268	115
	Felony Hearings	16	0	0	13	0	3
	Other Hearings	900	9	152	359	268	112
2011	Total Hearings	1,077		174	450	393	60
	Felony Hearings	18		1	7	4	6
	Other Hearings	1,059		173	443	389	54
2010	Total Hearings	880		196	342	264	78
	Felony Hearings	14		0	7	5	2
	Other Hearings	866		196	335	259	76
2009	Total Hearings	838		121	291	248	178
	Felony Hearings	25		4	14	6	1
	Other Hearings	813		117	277	242	177
2008	Total Hearings	741		117	96	387	141
	Felony Hearings	30		12	15	1	2
	Other Hearings	711		105	81	386	139
2007	Total Hearings	904		138	40	551	175
	Felony Hearings	17		0	10	3	4
	Other Hearings	887		138	30	548	171

*Year 2017 does not include hearings for Queens county. Hearing data to Queens county 2017 are not available in UCMS.



*Year 2017 does not include hearings for Queens County. Hearing data for Queens County for 2017 are not available in the UCMS database.



COURT OPERATIONS – COMMUNITY COURTS

Red Hook Community Justice Center

Red Hook Community Justice Center (RHCJC) integrates the functions of a court with the types of treatment and preventive services typically found in a community center. Staff working for the Center for Court Innovation have offices at the Red Hook site and provide seamless services to the Court and the public.

RHCJC seeks to address the needs of the community as a whole, and is structured to address them by incorporating a multi-jurisdictional court and housing programs to improve the quality of life for the Red Hook community. The Justice Center provides on-site social services addressing drug abuse, poverty, family violence, unemployment and education. RHCJC also houses community mediation and job training programs. All of these services are available to defendants and victims as well as to members of the Red Hook community.

RHCJC also offers innovative programs designed to address the needs of a particularly vulnerable population, young adults. The Youth Court tries to mediate problems between kids before they flare into

something that must involve the criminal justice system.

RHCJC incorporates state-of-the-art technology making information readily available to judges and court personnel. This access enables informed decisions to be made more expeditiously and provides the court with the ability to track sentences and compliance with program mandates.

Midtown Community Court

Launched in 1993, the Midtown Community Court targets quality-of-life offenses, such as prostitution, illegal vending, graffiti, shoplifting, farebeating and vandalism. Typically in these cases, judges are often forced to choose between a few days of jail time and nothing at all - sentences that fail to impress on either the victim, the community or defendants that these quality-of-life offenses are to be taken seriously. In contrast, the Midtown Community Court sentences low-level offenders to pay back the neighborhood through community service while at the same time offering them help with problems that often underlie criminal behavior. Residents, businesses and social service agencies collaborate with the Court by supervising com-

munity service projects and by providing on-site social services, including drug treatment, health care and job training.



Red Hook Community Justice Center*

	2017	2016	2015	2014	2013	2012	2011	2010	2009	2008	2007
Arraignments	3,050	3,504	3,483	3,632	4,045	3,676	3,245	3,556	3,264	3,222	3,833
Dispositions at Arraign't	1,399	1,740	1,786	1,746	1,813	1,845	1,602	1,941	1,809	1,526	1,956
Dkts Surviving Arraign't	1,651	1,764	1,697	1,886	2,232	1,831	1,643	1,615	1,455	1,696	1,877
% Surviving Arraignment	54.1	50.3	48.7	51.9	55.2	49.8	50.6	45.4	44.6	52.6	49.0
Mean Age at Dispo (days)*	98.2	97.7	107.6	112.4	107.6	89.2	95.6	86.3	108.1	111.5	95.6
Summons Trials Commenced	0	0	0	0	0	0	2	0	0	1	4
Online/DAT Trials Commenced	3	5	2	5	2	7	15	13	6	32	39

Midtown

	2017	2016	2015	2014	2013	2012	2011	2010	2009	2008	2007
Arraignments	6,309	6,842	8,633	10,503	9,876	8,925	9,591	10,512	9,711	8,455	8,621
Dispositions at Arraign't	4,795	5,246	7,027	8,607	7,890	7,090	7,373	7,578	7,014	6,084	6,360
Dkts Surviving Arraign't	1,514	1,596	1,606	1,896	1,986	1,835	2,218	2,934	2,697	2,371	2,261
% Surviving Arraignment	24.0	23.3	18.6	18.1	20.1	20.6	23.1	27.9	27.8	28.0	26.2
Mean Age at Dispo (days)	101.8	110.3	106.0	1,078.4	336.8	166.9	101.4	101.6	119.4	111.8	133.8
Summons Trials Commenced	5	18	7	7	34	31	2	4	0	16	20
Online/DAT Trials Commenced	7	3	3	4	1	3	11	4	1	9	1

* Dockets surviving arraignments

Top 10 Arraignment Charges - Red Hook

Comparison by most frequently arraigned		2017	2012	2007
VTL 511.1A	Agg unlicensed op MV 3°	1	7	5
PL 155.25	Petit larceny	2	4	6
PL 220.03	Crim poss CS 7°	3	3	1
PL 120.00	Assault 3°	4	2	3
PL 221.10	Crim poss marihuana 5°	5	1	2
PL 165.15	Theft of services	6	5	8
AC 10-125	Pub. consumption alcohol	7	6	4
PL 140.10	Criminal trespass 3°	8	10	9
PL 145.00	Crim mischief 4°	9	—	—
PL 120.14	Menacing 2°	10	—	—
VTL 511.1	Agg unlicensed op MV 3°	—	8	7
PL 140.15	Criminal trespass 2°	—	9	—
PL 170.20	Crim poss forged instr 3°	—	—	10

Top 10 Arraignment Charges - Midtown

Comparison by most frequently arraigned		2017	2012	2007
PL 165.15	Theft of services	1	2	2
PL 155.25	Petit larceny	2	1	1
PL 221.10	Crim poss marihuana 5°	3	3	5
PL 220.03	Crim poss CS 7°	4	8	—
PL 140.10	Crim trespass 3°	5	—	—
AC 20-453	Unlicensed vendor	6	4	3
PL 120.00	Assault 3°	7	—	—
PL 140.15	Crim trespass 2°	8	—	—
PL 245.00	Public lewdness	9	—	—
PL 205.30	Resisting arrest	10	—	—
PL 230.00	Prostitution	—	—	6
RR 1050.7	Disorderly conduct	—	6	4
AC 10-125	Pub. consumption alcohol	—	7	7
PL 240.20	Disorderly conduct	—	9	9
PL 240.37	Loitering/prostitution	—	—	10
PR 1-03	Unlawful use of park	—	10	—
RR 1050.6	Misuse of transit facility	—	5	8

* This data only reflects Criminal Court matters adjudicated in RHCJC and does not reflect the Family Court and Housing Court matters heard in this Court.



COURT OPERATIONS - CENTRAL ADMINISTRATION

Central Administration at 100 Centre Street in Manhattan coordinated and oversaw the operation of Criminal Court throughout the city. Central Administration was divided into three main offices - the Administrator, Chief Clerk and Law Department.

Office of the Administrative Judge

In 2017, Administrative Judge Melissa C. Jackson acted as the chief judicial officer of the Court and assumed responsibility for the overall direction and policies of the Court. Judge Jackson was also responsible for judicial assignments and met with the Supervising Judges on a regular basis to map out new programs and initiatives to ensure that the Court ran properly.

Office of the Chief Clerk

Chief Clerk Justin Barry supervised all non-judicial staff throughout the court. Assisted by First Deputy Chief Clerk Antonio Diaz, the Office of the Chief

Clerk's responsibilities included:

- Liaison to the Administrative Judge, Supervising Judges and Borough Chief Clerks;
- Liaison to the Office of Court Administration;
- Budget preparation and control;
- Personnel assignments;
- Operational directives;
- Citywide Facilities Management;
- Coordination of training;
- Citywide Summons oversight; and

- Grievance oversight.

The Chief Clerk's Office also included other citywide supervisors who advised and coordinated assignments for their respective staff throughout the city. These supervisors included those for court reporters, court interpreters, compliance, summons, data entry, problem-solving courts and records and supply.

Law Department

As Counsel to the Administrative Judge, Jeffrey Gershuny, working with Sheridan Jack-Browne, oversaw the Court's Law Department. The office was responsible for advising the Administrative Judge and Chief Clerk on assignment and supervision of court attorneys working for the Criminal Court citywide. The office also kept judicial and non-judicial staff abreast of new developments and changes in the criminal law. The Law Department also coordinated training initiatives for both judges and non-judicial employees, including judicial orientation for new judges. Lastly, this office was the primary liaison to the Office of Court Administration Counsel's Office in monitoring any lawsuits involving Criminal Court.



COURT OPERATIONS - CENTRAL ADMINISTRATION

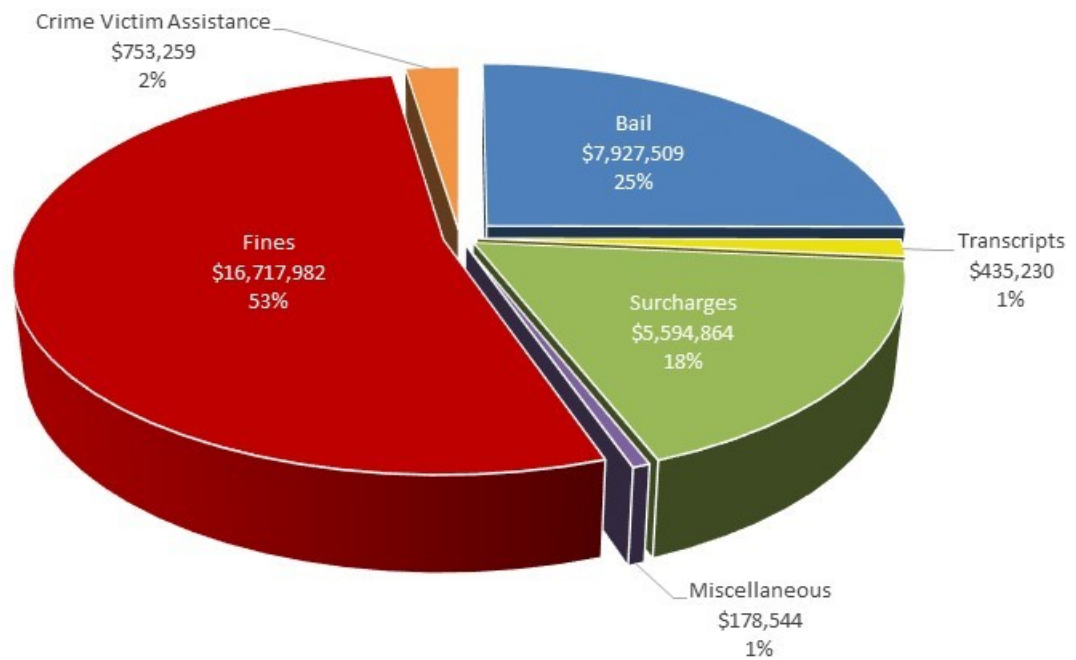
Criminal Court Revenue

	Citywide	Bronx	Kings	New York	Queens	Richmond
Bail	\$7,927,509	\$1,552,711	\$2,493,729	\$1,366,878	\$1,752,970	\$761,221
DNA Fee	\$115,640	\$13,200	\$13,600	\$40,345	\$40,695	\$7,800
DWI SUPP Surcharge	\$408,307	\$150	\$29,750	\$31,060	\$333,115	\$14,232
DWI Surcharge	\$694,908	\$203,697	\$196,520	\$206,312	\$195	\$88,184
Fine City Arrest	\$1,138,852	\$90,612	\$74,784	\$173,110	\$717,722	\$82,624
Fine City Summons	\$9,533,745	\$235,879	\$337,210	\$8,521,976	\$361,155	\$77,525
Fine DWI	\$2,184,091	\$425,231	\$417,245	\$504,128	\$621,390	\$216,097
Fine State Arrest	\$2,013,919	\$378,399	\$607,848	\$526,078	\$365,181	\$136,413
Fine State Summons	\$1,847,375	\$458,867	\$120,544	\$826,708	\$373,100	\$68,156
Misc Other	\$54,483	\$122	\$0	\$54,161	\$200	\$0
Misc Overage	\$161	\$81	\$28	\$0	\$52	\$0
Misc Returned Check	\$180	\$0	\$0	\$180	\$0	\$0
Misc Shortage	(\$3,787)	(\$80)	\$0	(\$3,687)	(\$20)	\$0
SORA	\$2,950	\$450	\$0	\$1,200	\$1,300	\$0
SUPP SORA	\$8,690	\$0	\$2,000	\$4,000	\$2,690	\$0
Subpoena Fees	\$171	\$15	\$45	\$111	\$0	\$0
Summons CVAF	\$7,314	\$395	\$1,170	\$956	\$668	\$4,125
Arrest CVAF	\$745,945	\$115,052	\$151,776	\$177,563	\$255,885	\$45,669
Misd. Surcharge Summons	\$3,351	\$150	\$0	\$428	\$2,295	\$478
Misd. Surcharge Arrest	\$403,057	\$50,947	\$52,475	\$133,078	\$138,600	\$27,957
Violation Surcharge Summons	\$92,138	\$11,520	\$7,435	\$20,550	\$26,050	\$26,583
Violation Surcharge Arrest	\$2,058,865	\$283,868	\$390,132	\$484,528	\$788,000	\$112,337
VTL Surcharge	\$412,056	\$113,230	\$165,452	\$106,346	\$0	\$27,028
VTL Surcharge Summons	\$11,782	\$251	\$780	\$4,561	\$555	\$5,635
VTL Surcharge Arrest	\$1,509,400	\$308,679	\$416,416	\$316,950	\$361,448	\$105,907
Transcript	\$435,230	\$116,060	\$39,170	\$120,820	\$122,550	\$36,630
Parking Surcharge	\$1,000	\$100	\$900	\$0	\$0	\$0
Attorney Sanction	\$56	\$56	\$0	\$0	\$0	\$0
Total	\$31,607,388	\$4,359,642	\$5,519,009	\$13,618,340	\$6,265,796	\$1,844,601

* * See note on bottom of page 31 concerning allocation of Kings and Manhattan summons fines and surcharges.



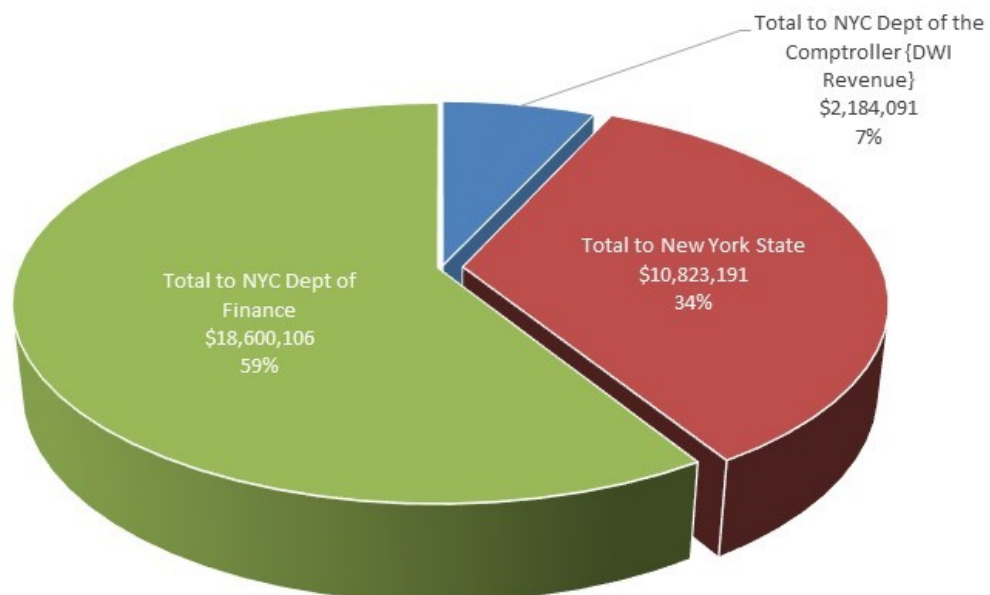
Criminal Court Revenue - 2017



Criminal Court Disbursements 2017

Disbursement to NYC Department of Finance	\$18,600,106
Disbursement to NYC Department of the Controller (DWI revenue disbursed to Controller)	\$2,184,091
Total disbursements to city (subtotal)	\$20,784,197
Total disbursement to state	<u>\$10,823,191</u>
Total disbursements	\$31,607,388

Criminal Court Disbursements - 2017





MAIN MENU > HOME THE COURTS E-COURTS REPRESENTING YOURSELF THE LAW JURORS JUDGES LEGAL PROFESSION TOPICS A to Z

Search NYCourts.gov GO

NYCOURTS.GOV

NEW YORK STATE UNIFIED COURT SYSTEM

New York City Criminal Court



Home

Accessibility (ADA)

General Information/Locations

Drug Treatment Courts

Forms

Frequently Asked Questions

Glossary

MySummons.NYC

Reports & Statistics

Special Projects

Overview

Administration

NYC Criminal Court Information Line
(646) 386-4500
- addresses, telephone numbers, directions,
hours of operation.

Administrative Judge
Hon. Tamiko A. Amaker

Deputy Administrative Judge
Hon. Alexander B. Jeong

Chief Clerk
Justin Barry

First Deputy Chief Clerk
Antonio Diaz

Jurisdiction

The NYC Criminal Court handles misdemeanors
(crimes punishable by fine or imprisonment of up
to one year) and lesser offenses. The Court also
conducts arraignments and preliminary hearings
for felonies (crimes punishable by imprisonment
of more than one year).

The Criminal Courts of the City of New York are
located in all five boroughs.

Court Information by County

Addresses, telephone numbers, directions, & hours of operation.
For more information, call the NYC Criminal Court Information Line at (646) 386-4500

- [Bronx County](#)
- [Kings County \(Brooklyn\)](#)
- [Midtown Community Court](#)
- [New York County \(Manhattan\)](#)
- [Queens County](#)
- [Red Hook Community Justice Center](#)
- [Richmond County \(Staten Island\)](#)
- [Summons Courts](#)