



2022 NY Statewide Civil Legal Aid Technology Conference

Rapid Fire Tech:

Moderated by:

Joanne Sirotkin, Legal Services of the Hudson Valley

Matthew D'Amore, Cornell Tech

Family Law Navigator

- Ryan Gallagher - LIFT

A Digital Tool to Combat Wage Theft

- Rodrigo Camerena – Immigration Associates

Presenting Complex Court Data

- Karen Kane & Carolyn Cadoret – NY Court Research

Deploying a Statewide Network of Legal Kiosks

- Joseph Schieffer – A2J Tech
- Lisa Cohen – Mid-Minnesota Legal Aid

Making Legal Aid Security Actionable

- John Greiner – Just-Tech
- LaDierdre Johnson – Michigan Advocacy Program



Legal Information for Families Today (LIFT)

*LIFT Family Law Navigator:
Using Self-Guided Technology to Provide Legal Information*

Critical Legal Empowerment

- LIFT's focus is on providing pro se litigants with the information and tools they need to become effective advocates for themselves.
- For nearly 25 years we accomplished this through various methods including our helplines and legal consultations.
- We also have developed an extensive library of know your rights material – nearly 40 topics in 7 different languages.

Family Law Navigator

powered by Neota Logic

The screenshot displays the Neota Logic Studio interface. The main window shows a decision tree titled "Decision Tree: Set Child Support Conc Granular to value in CS 2-4". The tree starts with a root node "CS: Info Type" leading to a "TAILORED" node. It branches into "CS: Seek-Modify-Object-Enforce" (with sub-branch "GET CS") and "CS: Custodial P on Public Assistance". The "GET CS" branch leads to "CS Seek User Role", which further branches into "Custodial parent seeking CS from the NCP", "Parent who shares physical custody seeking CS from the other parent", "Guardian seeking CS from parents", and "Child seeking child support from parents". The "Custodial parent seeking CS from the NCP" branch leads to "CS Custodial P on Public Assistance", which branches into "Noncustodial parent seeking a decrease" and "CS Custodial P on Public Assistance". The "Noncustodial parent seeking a decrease" branch leads to "CS Modify NCP: decrease-modify CS", which branches into "I would like to decrease child support" and "CS Modify NCP: decrease-modify CS". The "I would like to decrease child support" branch leads to "CS Modify NCP Decrease: Reason", which branches into "Less of work", "Incarceration", "Injury", "Change of employer", "Arrival of a new child", "Change of custody", and "Emancipation". The "CS Modify NCP: decrease-modify CS" branch leads to "CS Modify NCP - Who Owed To", which branches into "To the NYC Department of Social Security" and "To custodial parent". The tree concludes with various "CS Conclusion Granular" nodes, such as "C-SUPPORT-2A: SEEKING - CP wants support from NCP (CP on public assistance)", "C-SUPPORT-2B: SEEKING - CP wants support from NCP (CP NOT on public assistance)", "C-SUPPORT-2C: SEEKING - Parent wants support from other parent", "C-SUPPORT-2D: SEEKING - Guardian wants support from parents", "C-SUPPORT-2E: SEEKING - Child wants support from parents", "C-SUPPORT-3A: MODIFYING - CP wants increase from NCP (CP on public assistance)", "C-SUPPORT-3B: MODIFYING - CP wants increase from NCP (CP NOT on public assistance)", "C-SUPPORT-4A: MODIFYING - NCP wants decrease due to loss of work", "C-SUPPORT-4B: MODIFYING - NCP wants decrease due to incarceration", "C-SUPPORT-4C: MODIFYING - NCP wants decrease due to injury", "C-SUPPORT-4D: MODIFYING - NCP wants decrease due to change of employer", "C-SUPPORT-4E: MODIFYING - NCP wants decrease due to new child", "C-SUPPORT-4F: MODIFYING - NCP wants decrease due to change of custody", "C-SUPPORT-4G: MODIFYING - NCP wants decrease due to emancipation", "C-SUPPORT-4H: MODIFYING - NCP wants to modify arrears owed to custodial parent", and "C-SUPPORT-4I: MODIFYING - NCP wants to modify arrears owed to NYC Dept of Social Security".

Family Law Navigator

LIFT NY Family Law Navigator

Tailored information on your child support question

Start Over



What are you looking to do?

- GET child support for the child I have custody of
- OBJECT to a child support order
- MODIFY a child support order due to changed circumstances
- ENFORCE a child support order which is not being complied with

Which best describes you?

- CUSTODIAL PARENT seeking an INCREASE in child support-
- NONCUSTODIAL PARENT seeking a DECREASE in child support-

What are you looking to do?

- I would like to have my future child support payments DECREASED
- I would like to MODIFY THE ARREARS (past due child support) that I owe

Which best describes the REASON you want to decrease the child support you pay?

- Loss of work
- Incarceration
- Injury
- Change of employer
- Arrival of a new child
- Change of custody
- Emancipation

< Back

Next >

Family Law Navigator

LIFT promotes justice for all, one family at a time.



YOUR REPORT from the

LIFT NY Family Law Navigator

Tailored information on your question about CHILD SUPPORT RIGHTS in NY

Prepared for you on March 28, 2022 by [LIFT](#) and [Brooklyn Law School](#)

Note: Every family law case is unique, so you may want to confer with a qualified family law lawyer about your case.

Offer: Would you like to request a free one-hour consultation with a lawyer about your child support case? Click [HERE](#) to fill out our form and request an appointment.

Situation

I am a [noncustodial parent](#) with an existing [Order for Child Support](#) and I would like to decrease the amount of [child support](#) I pay to the [custodial parent](#) because I have recently lost my job or cannot pay for another reason.

Guidance

In order to modify your child support order, you must show that there has been a [substantial change in circumstances](#) since your current order was issued. To get a [downward modification](#), the noncustodial parent must file for a modification as soon as there has been a change in circumstances. Child support orders can only be changed back to the date a petition for modification is filed, not back to the date that the change in circumstances occurred. Your child support will not automatically be modified because you lost your job, you must file a petition to modify your child support order yourself. On your court date, you will have to show proof of why you lost your job, that it was not due to anything you did. You will also have to show that you have been looking for or obtained employment at the same or similar income as your last job.

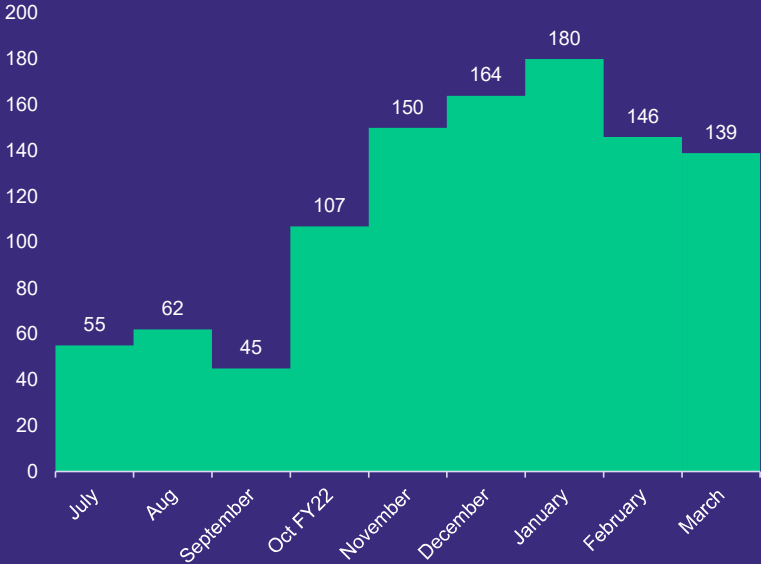
Resources

Here are links to parts of the LIFT website that may be particularly helpful to you:

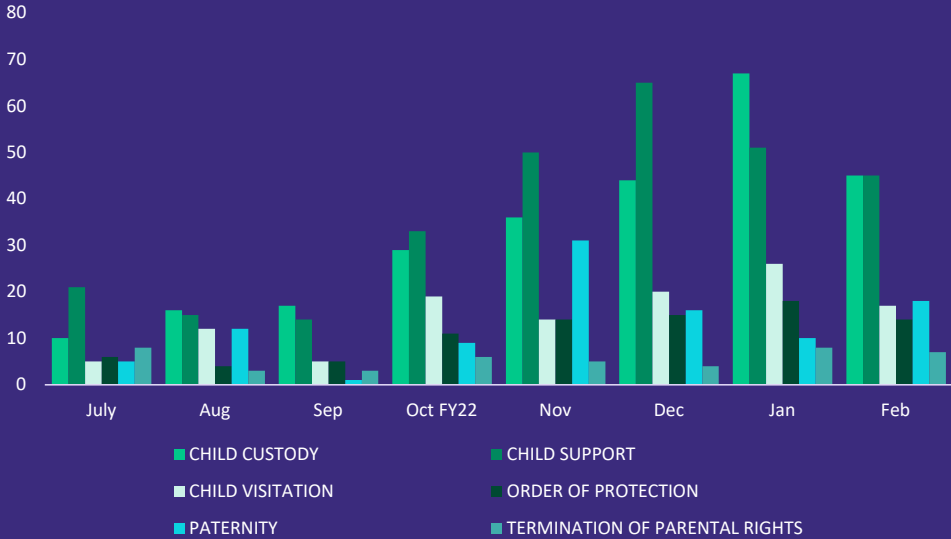
- [ABC's of Family Court](#)
- [Introduction to Child Support](#)
- [Modifying a Child Support Order](#)
- [How to File an Objection or a Rebuttal to a Child Support Order](#)
- [Filling Out a Financial Disclosure Affidavit](#)

Family Law Navigator

Completed Navigator Sessions



Topics of Interest



Thank you

www.liftonline.org/navigator

Ryan Gallagher, Esq.
rgallagher@liftonline.org



A Digital Tool to Combat Wage Theft

NY Statewide Civil Legal Aid Technology Conference:
Rapid Fire Tech Talk

April 2022





An aerial photograph of New York City at sunset. The sky is a mix of orange, pink, and purple. The city is densely packed with buildings, many of which are lit up with lights. The Empire State Building is the most prominent feature on the right side, illuminated with purple lights. The text is overlaid on the left side of the image.

**~3.1 Million Immigrants
+1 Million Buildings
+35,000 Restaurants
~\$3.2 Billion in Wages are Stolen**

Share of low-wage minimum-wage-eligible workers experiencing minimum wage violations, by state

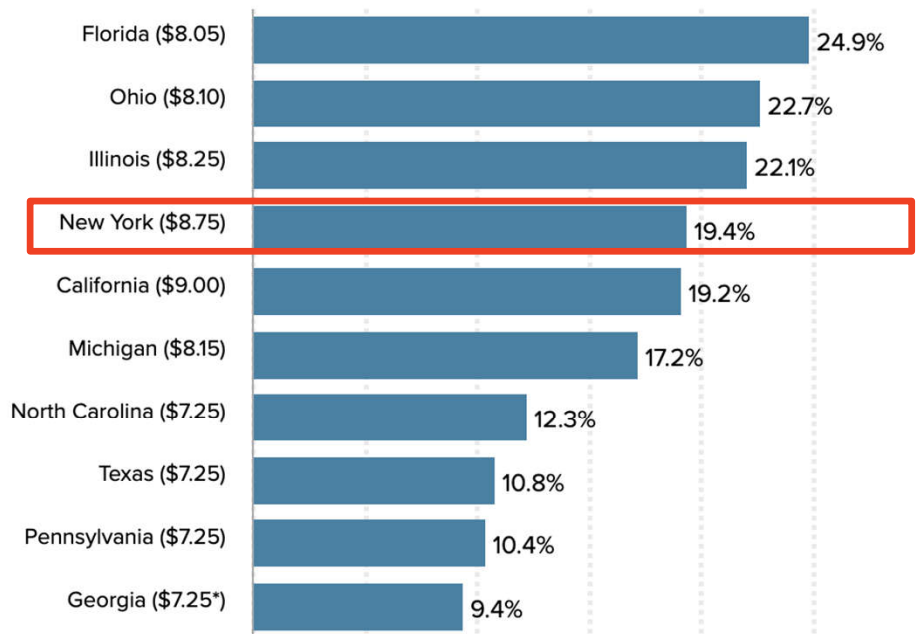


Chart Data

*Workers in Georgia covered by the FLSA are subject to the federal minimum wage of \$7.25. Workers exempt from the FLSA but covered under Georgia's state minimum wage law have a minimum wage of \$5.15.

Note: The 2015 minimum wage for each state is shown in parentheses. "Low-wage minimum-wage-eligible workers" includes all minimum-wage-eligible workers in the bottom quintile of wage earners in each state. ...

Source: EPI analysis of Current Population Survey Outgoing Rotation Group data, 2013–2015

Summary statistics on minimum wage violations in New York

Category	Minimum-wage-eligible workers		Number	Share of total group	Group's share of category	Average hourly underpayment
	Total number	Share of total				
Industry						
Construction	361,000	6.0%	12,020	3.3%	4.0%	\$2.65
<i>Manufacturing</i>	464,000	7.7%	11,680	2.5%	3.9%	\$1.96
Food or drink service	439,000	7.3%	76,990	17.5%	25.7%	\$1.86
<i>Other leisure and hospitality</i>	206,000	3.4%	15,020	7.3%	5.0%	\$1.76
<i>Other industries</i>	578,000	9.6%	28,470	4.9%	9.5%	\$2.18

THE WAGE THEFT CRISIS

Barriers to Workplace Justice:

- Workers don't know their rights
- Wage claims involve complex paperwork
- Limited access to attorneys
- Weak enforcement by government agencies


\$50 BILLION

in wages are **stolen**
from workers **annually**


+1 Million

workers impacted in LA,
Chicago and NYC **weekly**









Employment studies reveal that foreign-born workers in NYC are more than twice as likely as their U.S.-born counterparts to experience wage theft, with some of the highest rates of risk concentrated among undocumented women.

A group of people, likely immigrant low-wage workers, are shown wearing face masks and winter clothing. They are standing in front of a brick wall. The image is dark and has a somber tone. The text is overlaid on the image in a bold, white font.

Immigrant low-wage workers have been at the front lines of the COVID-19 crisis and are also at higher risk of exploitative conditions and wage theft.

Cristobal







Estado de Nueva York
 Departamento de Trabajo
 División de Normas Laborales

Queja formal sobre salario mínimo / horas extra

Responda todas las preguntas incluidas en ambos lados del formulario. Escriba con letra de imprenta clara.

Las preguntas subrayadas son de carácter confidencial. Escriba
 después de haber leído el lado trasero.

Identificación: Número: 201

1. Nombre de la compañía

2. Dirección de la compañía

3. Ciudad

4. Estado

5. Código postal

1. Su nombre - Primer nombre: [] Inicial del 2do. nombre: [] Apellido: []

2. Su domicilio: Apt. N° [] Ciudad [] Estado [] Código postal []

3. Número de Seguro Social: []

4. N° de teléfono: Día: () Noche: ()

5. Reclamo en contra de (nombre comercial): []

6. Nombre de la compañía, de haber alguna: []

1. Su nombre - Primer nombre	Inicial del 2do. nombre	Apellido	3. Número de Seguro Social	
2. Su domicilio	Apt. N°	Ciudad	Estado	Código postal
5. Reclamo en contra de (nombre comercial)			4. N° de teléfono: Día: () Noche: ()	
			6. Nombre de la compañía, de haber alguna	

HMW

USE THE TOOL TO EXPLAIN
PROCESS & TIMELINE OF
COMPLAINT?

HMW

ENCOURAGE USE WHILE
MANAGING EXPECTATIONS?

HMW

BE TRANSPARENT
ABOUT THE PROCESS TO
RECOVER ~~WAGES~~ WAGES ~~TO~~
PREVENT DISILLUSION?


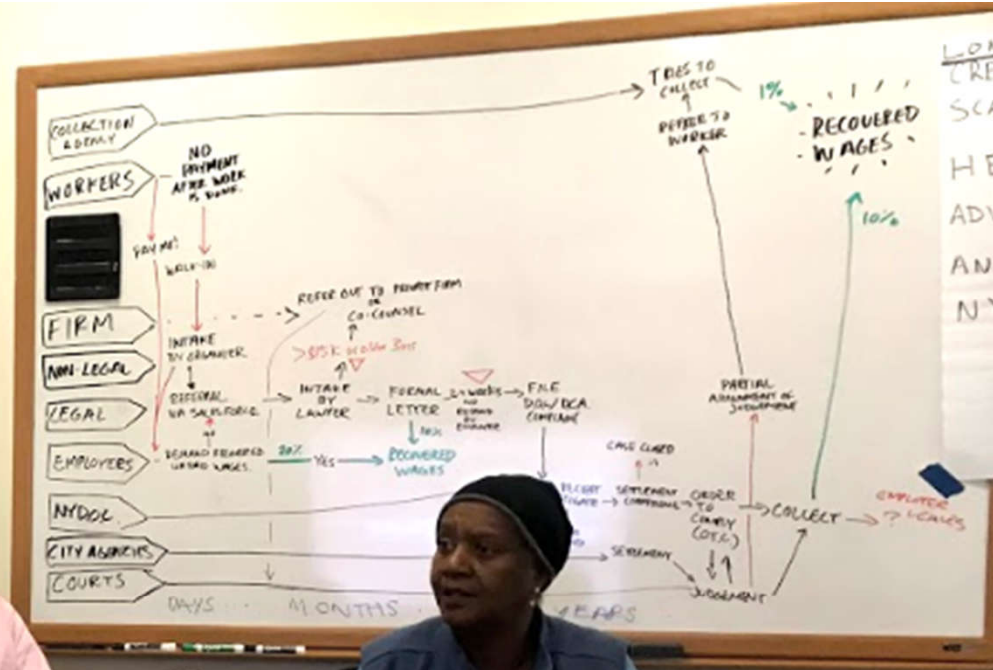
HMW

BRING A HUMAN
TOUCH TO THE
DIGITAL SOLUTION?

ENFORCE THEIR RIGHTS
 THAT ALL WORKERS
 FILE CLAIMS TO BRING ATTENTION
 TO WAGE THEFT (DOL) DATA
 DYMISTIFY REPORTING A WAGE THEFT
 CLAIM
 - HELP ALL WORKERS FILE WAGE THEFT
 CLAIMS
 - HELP WORKERS KNOW THEIR RIGHTS
 - HELP WORKERS & ORGANIZERS FILE CLAIMS

SPRINT QUESTIONS

1. Will workers adopt / use the tool? (where responsiveness to claims?)
2. Will the DOL (where responsiveness to claims?)
3. Will people trust us and the tool? (w/dtr)
4. Will advocates be willing to adopt/change their current workflow of change in workflow?

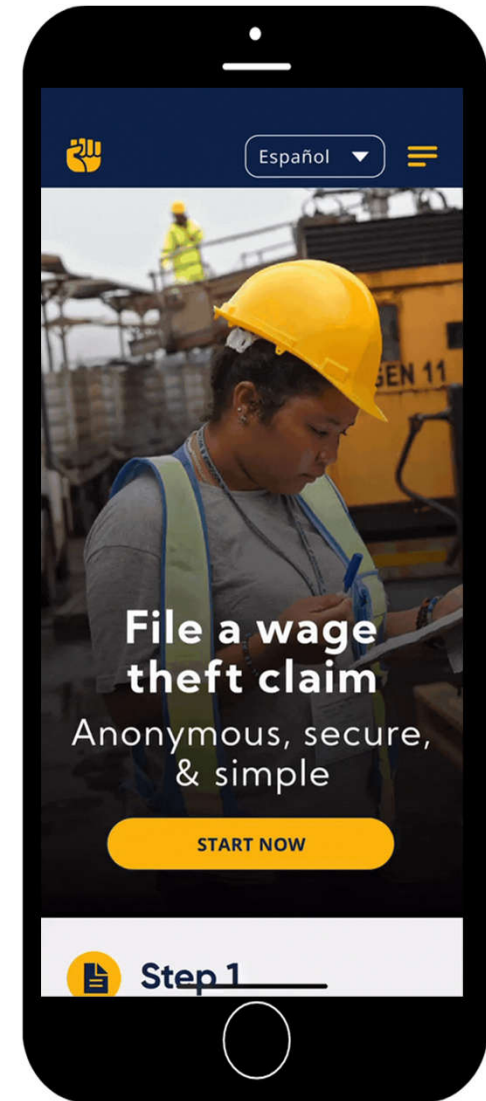


Expert 3
 15-30 Minutes


INTRODUCING ¡RECLAMO!

Designed for Workplace Justice:

- Workers don't know their rights
Dynamic educational resources
- Wage claims involve complex paperwork
Uses plain language to auto-generate forms
- Limited access to attorneys
Smart interview designed for non-lawyers
- Weak enforcement by government agencies
Data to inform enforcement, organizing, and policy



HOW IT WORKS



Worker learns about wage theft through outreach

Advocate helps worker answer questions using ¡Reclamo!

¡Reclamo! completes wage claim form and demand letter

Wage claim filed with Dept of Labor (DOL)

Claim investigated by DOL

Wages Recovered

Data from multiple claims is **gathered** and **analyzed** for insights on advocacy



Data informs Organizing, Enforcement, & Policy Change!

OUR GOALS IN 2022



+15 ORGANIZERS
trained on using ¡Reclamo!




**LAUNCH
STATEWIDE CAMPAIGN**
targeting the construction
industry in New York State



**+300 WORKERS
+125 CLAIMS**
filed in first 12 months

LET'S TIP THE TECH POWER IMBALANCE



A close-up photograph of a person's hands lifting a slice of pizza from a wooden board. The pizza is topped with tomato sauce, melted cheese, and green herbs. The background is a wooden table with a glass of water and a salt shaker visible.

**~3.1 Million Immigrants
+1 Million Buildings
+35,000 Restaurants
0 Injustice**

¡RECLAMO!

www.reclamoapp.org

@ReclamoApp



Immigration Advocates
NETWORK

probono.net





Presenting Complex Court Data in Consumable Formats

Presenter Contacts

Karen Kane, Director of Court Research:
kkane@nycourts.gov

Carolyn Cadoret, Principal Management Analyst:
ccadoret@nycourts.gov



PDFs vs Power BI



Table 27
FAMILY COURT
Dispositions of Original Juvenile Delinquency (OJ) Pe
Number of Co-Respondents Per Petition
2019

County	Total	0	1	2
Total New York State	4,392	4,749	888	
Total New York City	2,579	2,149	249	
New York	637	542	53	
Kings	837	699	87	
Queens	291	336	29	
Richmond	623	494	65	
Westchester	1003	779	117	
Total Upstate	3,813	2,699	149	
Albany	154	92	12	
Allegany	27	20	5	
Broome	230	175	45	
Cattaraugus	86	59	9	
Chemung	49	42	3	

Table 35 & 36
FAMILY COURT
Dispositions of Original Juvenile Delinquency (OJ) Petitions Removed from Criminal Courts:
Breakdown of Dispositions
2019

County	Total	Withdrawn	Allegations Not Established										Relative or other person	Comm. of Social Services	Office of Children & Family Services
			Found Inapp.	Dim. Jurisdiction of Justice	Dim. After FF Hearing	ACD	Other Dim.	Conditional Discharge	Probation	Relative or other person	Comm. of Social Services	Office of Children & Family Services			
Total New York State	943	66	7	11	21	4	14	47	10						
Total New York City	54	2	1	1	1	1	1	1	1	1	1	1	1	1	1
New York	3	2	1	1	1	1	1	1	1	1	1	1	1	1	1
Kings	1	1	1	1	1	1	1	1	1	1	1	1	1	1	1
Queens	1	1	1	1	1	1	1	1	1	1	1	1	1	1	1
Richmond	1	1	1	1	1	1	1	1	1	1	1	1	1	1	1
Westchester	1	1	1	1	1	1	1	1	1	1	1	1	1	1	1
Total Upstate	19	1	1	1	1	1	1	1	1	1	1	1	1	1	1
Albany	1	1	1	1	1	1	1	1	1	1	1	1	1	1	1
Allegany	1	1	1	1	1	1	1	1	1	1	1	1	1	1	1
Broome	1	1	1	1	1	1	1	1	1	1	1	1	1	1	1
Cattaraugus	1	1	1	1	1	1	1	1	1	1	1	1	1	1	1
Chemung	1	1	1	1	1	1	1	1	1	1	1	1	1	1	1

Tables 23 & 24
FAMILY COURT
Dispositions of Original Juvenile Delinquency (OJ) Petitions:
Breakdown of Dispositions
2019

County	Total	Allegations Not Established										Allegations Established													
		Withdrawn	Found Inapp.	Dim. Jurisdiction of Justice	Dim. After FF Hearing	ACD	Other Dim.	Conditional Discharge	Probation	Relative or other person	Comm. of Social Services	Office of Children & Family Services	Other*	Found Inapp.	Dim. Jurisdiction of Justice	Dim. After FF Hearing	ACD	Other Dim.	Conditional Discharge	Probation	Relative or other person	Comm. of Social Services	Office of Children & Family Services	Other*	
Total New York State	6,946	825	389	294	943	252	206	1,199	574	126	404	4	1,575												
Total New York City	2,697	208	100	136	62	109	65	109	112	1	122	1	1,124												
New York	946	67	42	54	21	22	1	53	31		33		313												
Kings	863	45	24	42	24	62	22	85	42		46		423												
Queens	413	48	1	42	3	7	11	34	31		33		313												
Richmond	426	33	118	36	30	68	22	114	21		23		393												
Westchester	387	13	24	4	37	1	1	26	4		4		383												
Total Upstate	4,249	196	40	158	88	342	170	897	452	126	282	4	1,462												
Albany	170	13	1	2	36	1	2	41	21	5	13		133												
Allegany	30	1	1	1	1	1	1	1	1	1	1		23												
Broome	228	17	1	1	11	5	11	78	25		20		213												
Cattaraugus	85	5	2	1	11	1	1	15	5	1	4		67												
Chemung	38	12	1	1	14	2	1	21	2		2		29												
Columbia	120	10	1	1	26	3	1	31	31	3	9		81												
Delaware	96	25	1	1	1	4	17	7	3	5	1		61												
Franklin	25	1	1	1	1	1	1	4	1	1	1		19												
Hamilton	19	5	1	1	1	1	1	2	1	1	1		13												
Montgomery	3	1	1	1	1	1	1	1	1	1	1		3												
Saratoga	25	1	1	1	1	1	1	1	1	1	1		19												
Schenectady	14	1	1	1	1	1	1	1	1	1	1		11												
St. Lawrence	88	5	1	1	9	5	1	21	33	1	1		61												
Warren	493	14	1	1	1	1	1	1	1	1	1		471												
Total	14	1	1	1	1	1	1	1	1	1	1		11												

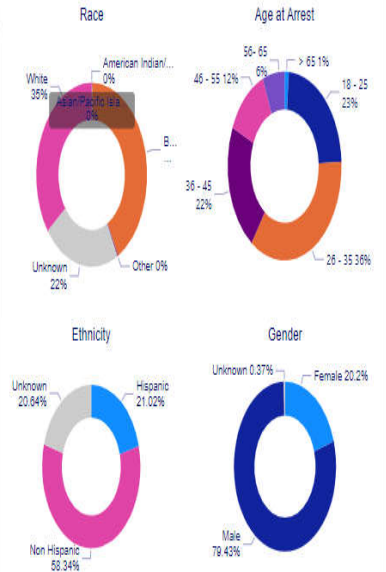
New York State Unified Court System
Division of Technology & Court Research

Pretrial Release Data Dashboard

Region, District, County: All
Court Name: All
Arraign Judge: All

Arraignments by Race/Ethnicity

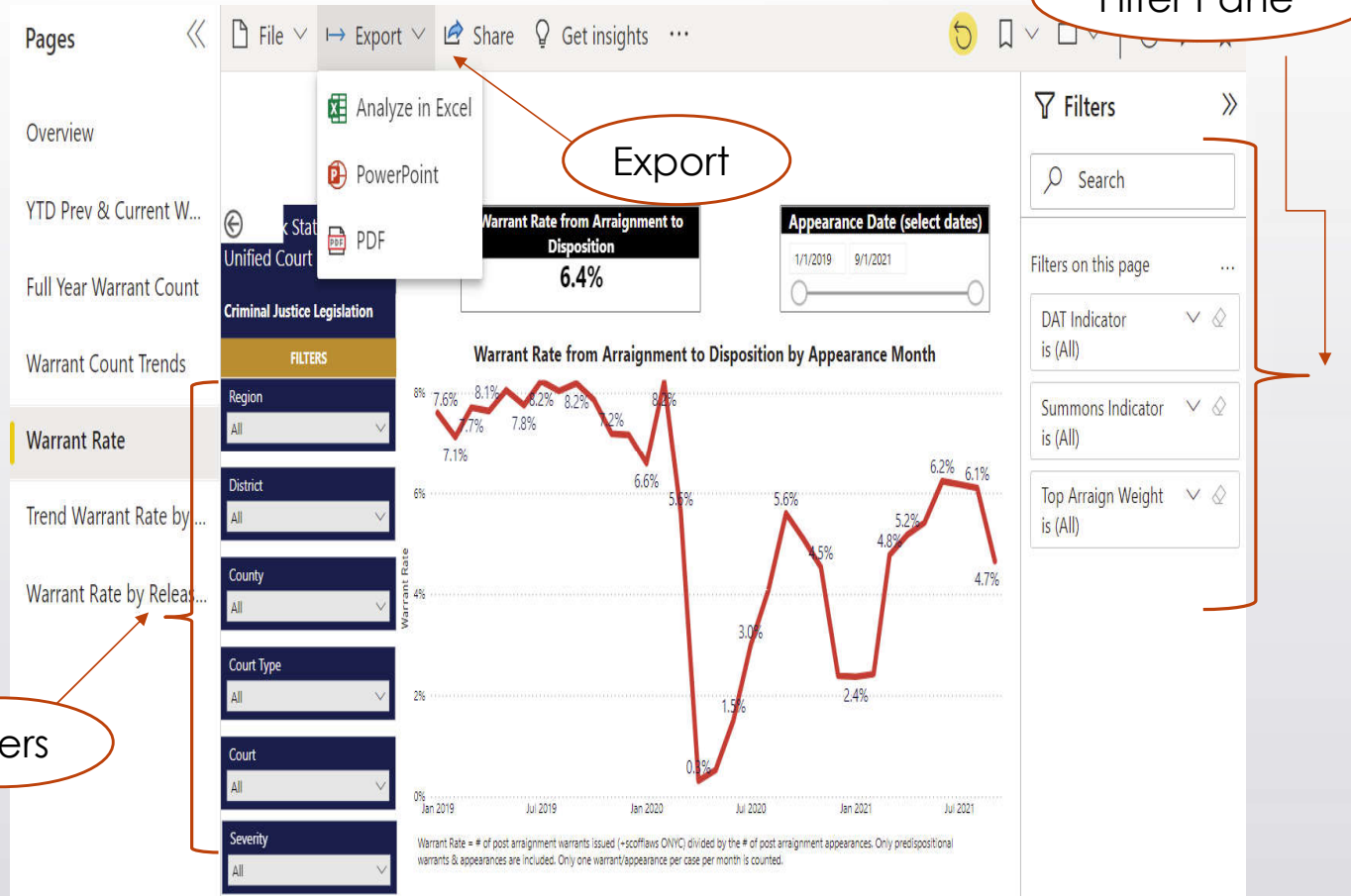
Region	Black	Hispanic	White	Asian/Pacific Islander	American Indian/Alaskan Native	Other	Unknown	Total
NYC	77,875	33,564	15,282	57	1	6	9,329	135,914
District 1	19,648	7,741	3,608	7			1,235	32,239
District 11	13,939	9,379	3,641	11	1		5,267	32,238
District 12	16,134	7,716	904			1	667	25,422
District 13	2,918	1,375	2,172	1			330	6,796
District 2	25,036	7,363	4,957	38		5	1,830	39,219
ONYC	41,493	13,692	41,168	240	146	295	51,148	148,182
District 10N	4,459	2,862	3,711	37	1	15	6,354	17,439
Nassau	4,459	2,862	3,711	37	1	15	6,354	17,439
District 10S	5,047	3,570	6,903	24	1	19	22,081	37,645
Suffolk	5,047	3,570	6,903	24	1	19	22,081	37,645
District 3	3,223	478	2,481	18	1	40	1,468	7,709
Albany	1,903	223	1,135	13	1	22	689	3,986
Columbia	76	11	87			3	246	423
Rensselaer	859	109	801	5		15	221	2,010
Ulster	385	135	458				312	1,290
District 4	1,736	497	3,884	4	1	149	2,450	8,720
Clinton	84	20	559	2	1	1	154	821
Fullton	84	31	526	1		1	225	868
Montgomery	110	173	214				409	906
Saratoga	122	36	915	1		5	545	1,624
Schenectady	1,255	219	762			140	693	3,069
St. Lawrence	36	10	565			2	35	648
Warren	44	1	243				293	784
Total	119,168	47,266	56,450	297	147	301	60,477	284,096



Government Cloud Reports



- Microsoft Gov't cloud sever
 - permissions
 - External license permission / premium
 - Downloadable
 - Export options
 - Filter Pane
- Microsoft Gov't cloud sever
 - Web publishing
 - No download / No export
 - Slicers but no filer pane



Web Publishing



MAIN MENU > HOME THE COURTS E-COURTS REPRESENTING YOURSELF THE LAW JURORS JUDGES LEGAL PROFESSION TOPICS A TO Z
[SEARCH NYCourts.gov](#)

NYCOURTS.GOV

NEW YORK STATE UNIFIED COURT SYSTEM

Division of Technology & Court Research

- Discovery Reform Legislation
- Limited English Proficiency Report
- OCA-STAT Act
- Pretrial Release Data
- Pretrial Services Information
- Self-Report Demographics
- Statewide Eviction Report
- Other Data Resources

Statewide Landlord Tenant Eviction Reports

The Division of Technology & Court Research (DoTCR) created the Statewide Landlord Tenant Eviction Dashboard to help answer questions about the volume and trends of landlord tenant eviction filings in the State. U.S. Census information about the geographic locations of the people involved in these filings is also available.

The Statewide Landlord Tenant Eviction Dashboard summarizes case-level filing data into dynamic tables and graphs. The dashboard contains information on landlord tenant eviction cases filed from January 2019 to present and is refreshed weekly. These data include city, district, and town & village courts statewide.

Data limitations: Filings that do not have a property address zip code are excluded from these data. (Approximately 400 filings statewide from 2019-present.) Town and Village courts must indicate the case is a "summary proceeding" in order to count it as an eviction filing. Prior to COVID (March 2020), courts may not have been diligent about marking the cases this way. Therefore, it is possible the eviction filings are undercounted prior to March 2020.

As resources are made available, additional data points will be included.

New York State Unified Court System
 Division of Technology & Court Research

Statewide Eviction Filings

Time Period: 2019

Dashboard Info & Navigation Page Info & Filters

Eviction Filings by Zip Code for 1/1/2019 to 12/31/2019

Yearly Eviction Filings Snapshot

2019	262,379
2020	108,964
2021	69,154
2022 through 3/21/2022	30,987

Zip Code Filter: 501 61452

New York State Unified Court System
 Division of Technology & Court Research

Statewide Eviction Filings

Time Period: 2019

Dashboard Info & Navigation Page Info & Filters

Eviction Filings by Zip Code for 1/1/2019 to 12/31/2019

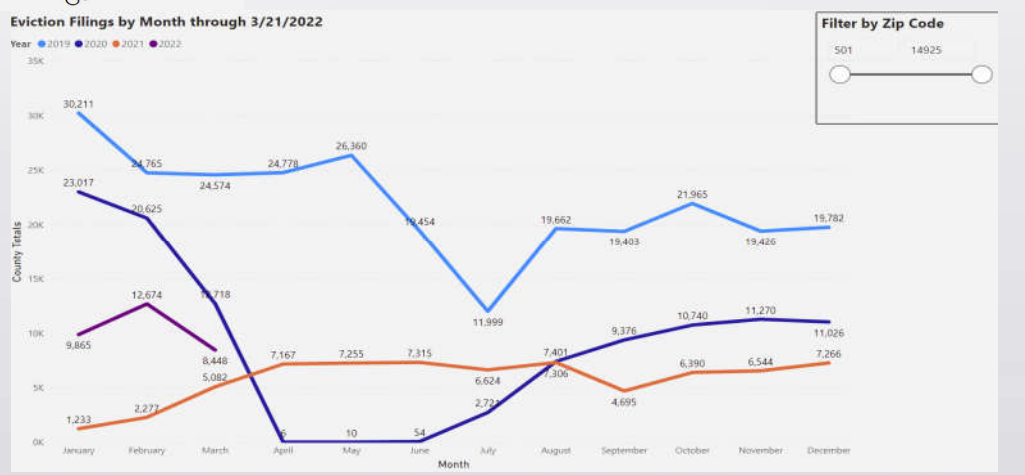
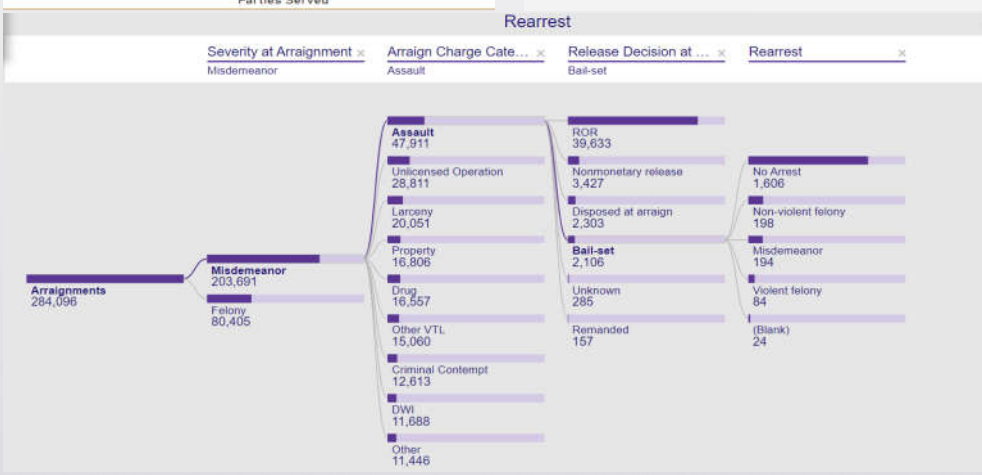
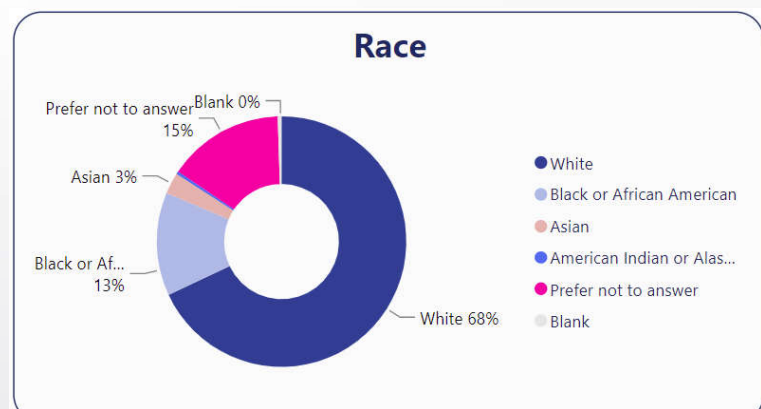
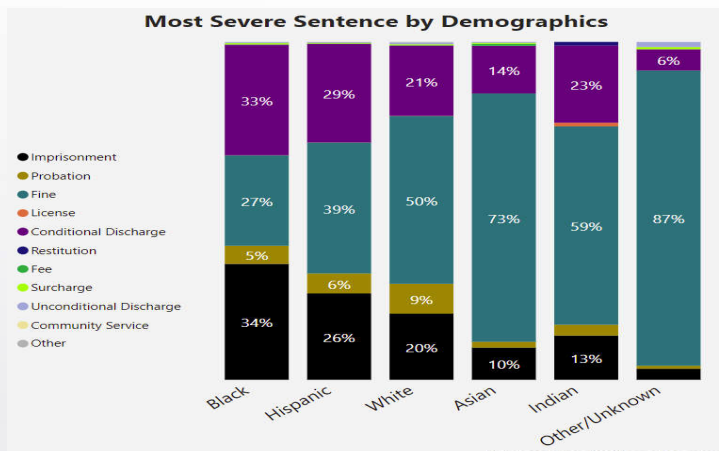
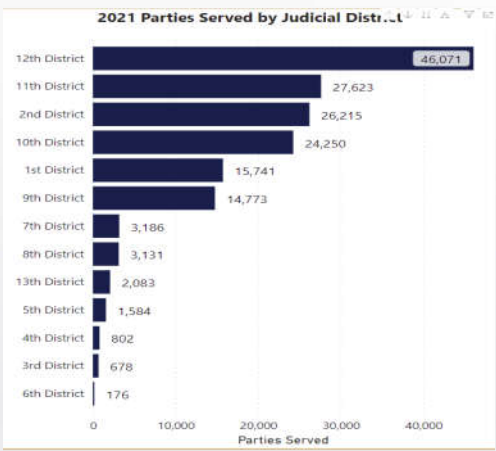
Yearly Eviction Filings Snapshot

2019	262,379
2020	108,964
2021	69,154
2022 through 3/21/2022	30,987

Zip Code Filter: 501 61452

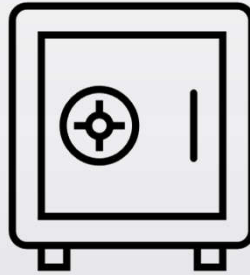
Microsoft Power BI < 2 of 6 >

Presenting Data



Protecting Identities

- Identifying data
- Small numbers = big problems
- Real world consequences



Arraignments by Race

Region	Black	Hispanic	White	Asian/Pacific Islander
NYC	77,675	33,775	57,775	57,775
District 1	19,648	7,775	7,775	7,775
New York	19,648	7,775	7,775	7,775
District 11	13,939	9,775	11,775	11,775
Queens	13,939	9,775	11,775	11,775
District 12	16,134	7,716	904	904
Bronx	16,134	7,716	904	904
District 13	2,918	1,375	2,172	2,172
Richmond	2,918	1,375	2,172	2,172

Context menu for District 11:

- Show data point as a table
- Show as a table
- Include
- Exclude
- Copy

Region	District	County	Court	Race/Ethnicity	Race/Ethnicity	Internal_Case_ID
NYC	District 1	New York	New York Criminal Court	White	White	0x00016C48EE51A1591
NYC	District 1	New York	New York Criminal Court	White	White	0x00035EDEF84DAA2D
NYC	District 1	New York	New York Criminal Court	White	White	0x00221825794A1136C
NYC	District 1	New York	New York Criminal Court	White	White	0x002EE55CAC87E96A3
NYC	District 1	New York	New York Criminal Court	White	White	0x004C91FA7A354319E
NYC	District 1	New York	New York Criminal Court	White	White	0x008803A98D2A6A82
NYC	District 1	New York	New York Criminal Court	White	White	0x00956371488B84395
NYC	District 1	New York	New York Criminal Court	White	White	0x0098E7980D17EDAC
NYC	District 1	New York	New York Criminal Court	White	White	0x00A5E7F192394E09A
NYC	District 1	New York	New York Criminal Court	White	White	0x00A98489F0877CCA
NYC	District 1	New York	New York Criminal Court	White	White	0x00B3559DD15FD81E
NYC	District 1	New York	New York Criminal Court	White	White	0x00D3701800DC7A22
NYC	District 1	New York	New York Criminal Court	White	White	0x00D60C1FC965AA4E
NYC	District 1	New York	New York Criminal Court	White	White	0x00D654580D171B19
NYC	District 1	New York	New York Criminal Court	White	White	0x00D95FD810888D96

Branding (Templates / Themes)



New York State Unified Court System
Division of Technology & Court Research

Self-Reported Statewide Judicial Demographics

Select Year

- Select all
- 2020
- 2021

66%
2021 Response Rate

78%
2020 Response Rate

34%
2021 Declined to Respond

22%
2020 Declined to Respond



District, County

All

Court, Type

All

Statutory Title

All

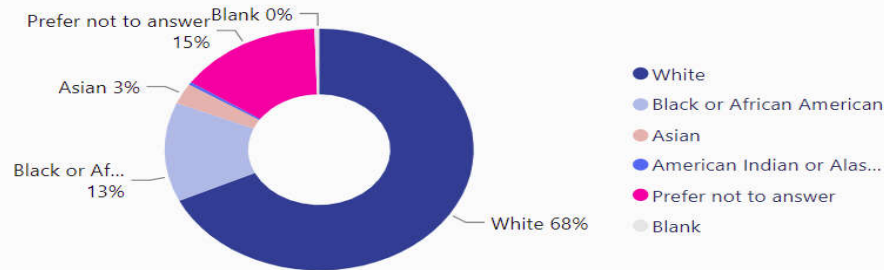
Appointed/Elected, By

All

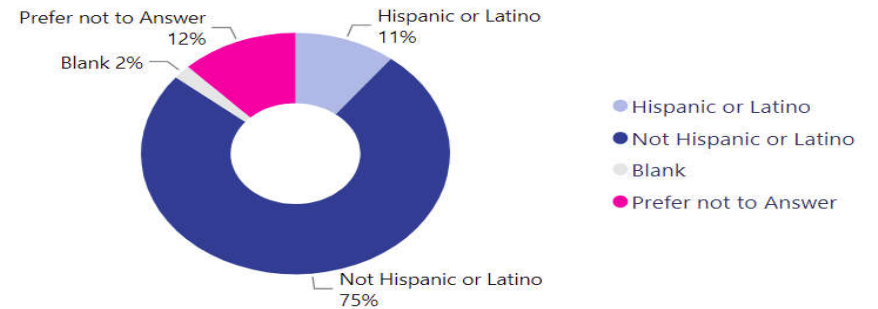
Clear all filters



Race



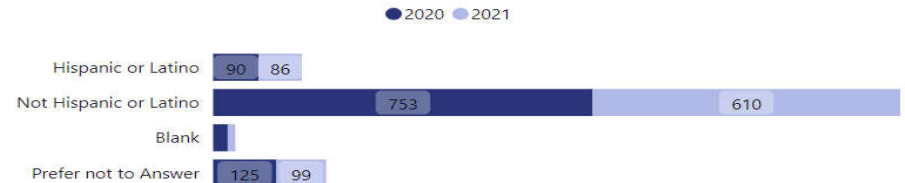
Ethnicity



Totals by Race & Year



Totals by Ethnicity & Year



Questions and Links



[Court Data and Statistics | NYCOURTS.GOV](https://www.nycourts.gov/court-research/index.shtml)

The screenshot shows the NYCOURTS.GOV website. The browser address bar displays <https://ww2.nycourts.gov/court-research/index.shtml>. The navigation menu includes: MAIN MENU >, HOME, THE COURTS (selected), E-COURTS, REPRESENTING YOURSELF, THE LAW, JURORS, JUDGES, LEGAL PROFESSION, and TOPICS A TO Z. A search bar contains the text [SEARCH NYCourts.gov](#). The main header features the logo **NYCOURTS.GOV** and the text **NEW YORK STATE UNIFIED COURT SYSTEM**. Below this is a green banner for the **Division of Technology & Court Research**. On the left, a vertical list of tabs includes: Discovery Reform Legislation, Limited English Proficiency Report, [OCA-STAT Act](#), Pretrial Release Data, Pretrial Services Information (with a right-pointing arrow), Self-Report Demographics, Statewide Eviction Report, and Other Data Resources. The main content area is titled ***Court Data and Statistics*** and contains the text: *The Division of Technology & Court Research operates under the Office of Court Administration. Publicly available data and reports will be listed on the left-hand tabs.*

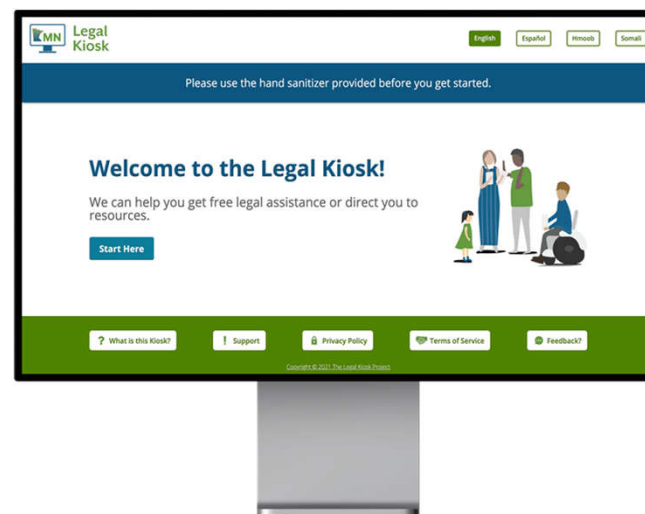
Deploying a Statewide Network of Legal Kiosks

Lisa Cohen - Deputy Director Operations, *Mid-Minnesota Legal Aid*

Joseph Schieffer - CEO, *A2J Tech*

Agenda

- What is a legal kiosk?
- Why are they needed?
- Where are they located?
- What can you do on a kiosk?
- How much does a legal kiosk cost?



Legal Kiosks

- What is a legal kiosk?
 - Locked down Windows desktop computer
 - Web browser for the kiosk experience
 - With access to legal aid information, services, and virtual meetings
- Why are they needed?
- Where are they located?
- What can you do on a kiosk?
- How much does a legal kiosk cost?



Kiosk Models

Model A

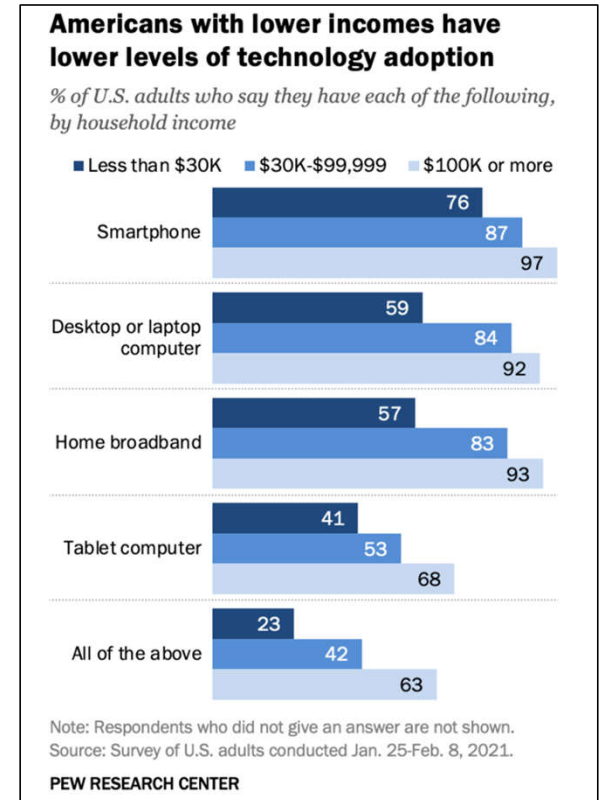


Model B



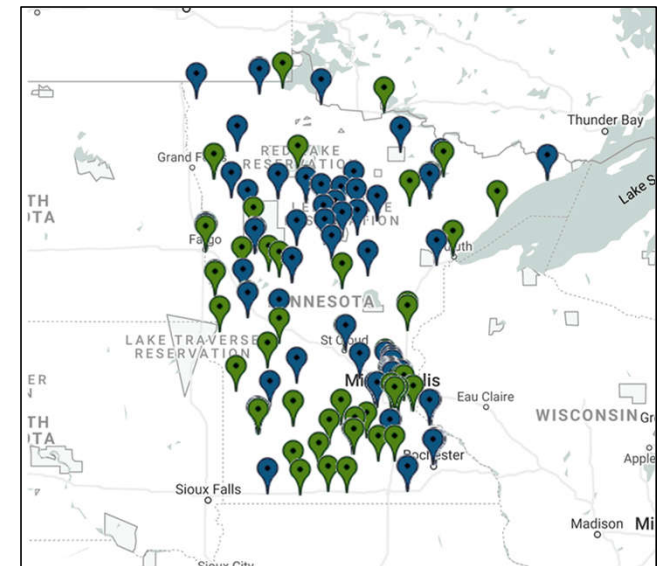
Legal Kiosks

- What is a legal kiosk?
- Why are they needed?
 - The COVID-19 pandemic moved the legal system virtual
 - Digital divide disproportionately impacts communities served by legal aid
- Where are they located?
- What can you do on a kiosk?
- How much does a legal kiosk cost?

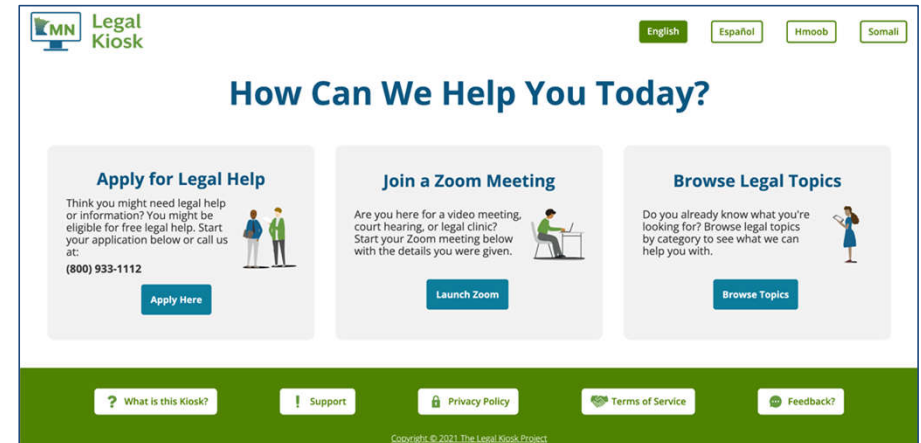


Legal Kiosks

- What is a legal kiosk?
- Why are they needed?
- Where are they located?
 - In a variety of court, legal aid, agency, non-profit, and community locations
 - In 69 out of 87 counties
 - Model A: public spaces, lobbies
 - Model B: private spaces, rooms
- What can you do on a kiosk?
- How much does a legal kiosk cost?



Legal Kiosks



- What is a legal kiosk?
- Why are they needed?
- Where are they located?
- What can you do on a kiosk?
 - **Model A:** apply for legal aid, access LawHelpMN, internet
 - **Model B:** all of the above + Zoom meetings, printing, and scanning
- How much does a legal kiosk cost?

Kiosk Usage Snapshot

269

Users

This includes incomplete and skipped surveys. This does not include users who did not use the web kiosk experience (ie if they only scanned a document, if they opened another tab, etc.).

32

Zoom Meetings

This includes users who indicated that they were using the kiosk to attend a video meeting. Video meetings include: "Court hearing", "Meeting with Legal Aid" or "Other".

16

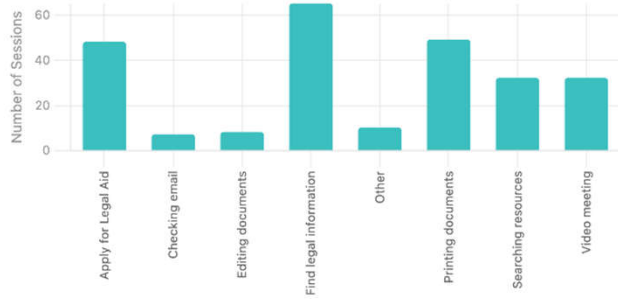
Court Hearings

This includes users who count indicated that they were using the kiosk to attend a video meeting and that the video meeting was for a Court Hearings

Visualizations

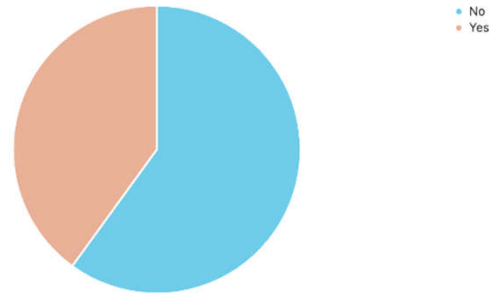
Kiosk Usage by Type

What do you plan to use the legal kiosk for?



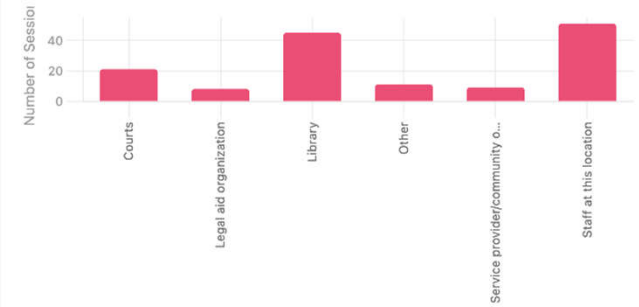
Previous Kiosk Usage

Have you used a legal kiosk before?



Referral Sources

How did you hear about the Legal Kiosks?



Legal Kiosks

- What is a legal kiosk?
- Why are they needed?
- Where are they located?
- What can you do on a kiosk?
- How much does a legal kiosk cost?
 - **Model A:** \$4,000 (furniture, equipment, software)
 - Tech: Windows 10, Faronics Deep Freeze, Webflow, Zoom, MS Office, Jaws/ZoomText
 - **Model B:** \$5,000 (also a printer/scanner)



Learn More




- About the project at legalkiosk.org
- About the parent initiative at reachjustice.org
- Questions and collaboration, email joseph@goa2jtech.com

Questions



Legal Services National
Technology Assistance Project



In Partnership with Just-Tech

JUST-TECH



LaDierdre Johnson
Program
Manager

MAP | MICHIGAN
ADVOCACY
PROGRAM

LSNTAP's Role in the Legal Aid Technology Community

1

Provide access to curated information about technology

2

Empower the community to improve and build through the use of technology

3

Foster Collaboration, Community, and Innovation



Impact of Security Incidents

- Disrupt Operations
- Interrupt Client Services
- Puts Data Risk
- Costs Money - 2022 FBI Report - \$6.9 Billion
- Funders, Clients, & Staff Morale

LSNTAP & Just-Tech

Making Legal Aid Security Actionable





2022 Legal Aid Security Toolkit

visit: lsntap.org

A Few of Key Topics

1 Managing Office & Home Technology Securely

2 Multi-Factor Authentication & Password Management

3 Planning for a Security Incident


4 Practical Guidance on Security Policies



lsntap.org

Self-Assessment for Organizations

Below is a self-assessment tool that can be used by any organization to help gauge the efficacy of their current security practices. We encourage anyone using this Toolkit to complete this self-assessment and use the questions to help drive your conversations between management and your tech team. The self-assessment is not comprehensive but seeks to prioritize security tools and practices that are of higher in priority for legal aid and within reach of most organizations. After the assessment be sure to return to the toolkit for information about some of the steps your organization can take to address issues that became apparent during the assessment.



Print PDF Scan

Tweet Share Email

Self-Assessment for Organizations

Back to top

Organization Security

- Introduction
- About you
- Baseline Questions
- Next-Level Security Questions
- Conclusion

Welcome to the interview

This is a brief assessment of your organization's security practices. You will get feedback on each question you answer. At the end you will get a summary of the feedback for your answers.

Continue

Self-Assessments for Organizations and Individuals



More Resources to Come


Project Management Webinar Series

Project Management Toolkit

Data Toolkit

Technical Assistance Program

Connect with us!



Facebook

@LSNTAP


@JustTech1



Website

LSNTAP.org

just-tech.com



Twitter

@lsntaptwit

@Just_Tech_LLC